


AF/L

MULCHERS FOR VINEYARD AND ORCHARD



STRENX®



Web Info



40-100 HP



Ø 2"

M006	MODEL	"P" Hammers - 0013	"YP" Blades - 0001	M006	MODEL	"P" Hammers - 0013	"YP" Blades - 0001
L105	AF/L 105	\$6,567	\$6,781	L160	AF/L 160	\$7,381	\$7,668
L115	AF/L 115	\$6,741	\$6,954	L180	AF/L 180	\$7,581	\$7,914
L125	AF/L 125	\$6,915	\$7,168	L200	AF/L 200	\$7,781	\$8,161
L135	AF/L 135	\$7,041	\$7,294	L220	AF/L 220 NEW	\$8,168	\$8,474
L145	AF/L 145	\$4,208	\$7,494		Available w/ RM DISC: AFL160RM		\$17,320

PTO Drive Shaft is not included

STANDARD EQUIPMENT

3-point linkage Cat. I, displaceable on chrome tubes.

Double chassis.

Top link tie rod.

Mechanical side-shift.

Chamfered profile on the right-end chassis corner.

Free wheel in the gearbox.

Rear roller diameter 55", height adjustable, with scraper.

Forged and hardened BERTI hammers type "P" or "YP" blades.


















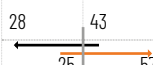

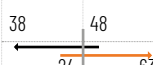
Full automatic belt tensioner.

Counter blades.

PTO 540 /1000 rpm (reverse pulleys).

Accident prevention protections according to EC directives.

COD.	DESCRIPTION	PRICE
A001	Hydraulic side-shift with hoses and quick couplings (surcharge)	\$373
B001	Skids kit	\$213
R002	Kit collecting rakes	\$267
C001	Centre-mount 3-point linkage (160-220), surcharge	\$293
F001	Front metal wheels, height adjustable	\$860
G001	Front protectors with chains (surcharge)	\$247
E011	Rear roller diameter 6" (surcharge)	\$387
E071	Heavy duty rear roller diameter 6", with bolted end bearing housings (surcharge) NEW	\$1,060
E002	Steering rubber wheels in lieu of rear roller (surcharge)	\$820
RUP1	Solid rubber steering wheels in lieu of the rear roller (surcharge)	\$1,467
M004	PTO drive shaft 50/1000 N (105-200)	\$433
M002	PTO drive shaft 60/1000 N (220)	\$573

															
MODEL	inches	min	max	inches	n°	n°	n°	PTO	a	b	c	min	max	inches	inches
AF/L 105	41	40	100		10	30	3	540 (1000)	35	47	39	871	1047	15	17
AF/L 115	45	40	100		10	30	3	540 (1000)	35	51	39	904	1080	15	17
AF/L 125	49	40	100		12	36	3	540 (1000)	35	55	39	937	1124	15	17
AF/L 135	53	40	100		12	36	3	540 (1000)	35	59	39	970	1168	15	17
AF/L 145	57	40	100		14	42	3	540 (1000)	35	63	39	1025	1235	15	17
AF/L 160	62	50	100		14	42	3	540 (1000)	35	69	39	1102	1312	15	17
AF/L 180	70	50	100		16	48	4	540 (1000)	35	77	39	1202	1411	15	17
AF/L 200	79	50	100		18	54	4	540 (1000)	35	85	39	1301	1510	15	17
AF/L 220	87	50	100		20	58	4	540 (1000)	35	93	39	1433	1653	15	17



M088

Multiply prices by 1.15 to update for tariff

TFB/C

MULCHERS FOR VINEYARD AND ORCHARD



HARDOX®



Web Info



60 -110 HP



Ø 3 inches

M088	MODEL	"A" Hammers - 0010	"YA" Blades - 0001	M088	MODEL	"A" Hammers - 0010	"YA" Blades - 0001
L140	TFB/C 140	\$8,774	\$9,054	L200	TFB/C 200	\$9,975	\$10,388
L160	TFB/C 160	\$9,174	\$9,508	L220	TFB/C 220	\$10,361	\$10,828
L180	TFB/C 180	\$9,575	\$9,948	L250	TFB/C 250	\$10,761	\$11,281
					Available w/ RM Disc TFBC250RM		\$20,755

PTO Drive Shaft is not included

STANDARD EQUIPMENT

3-point linkage Cat. I-II, displaceable on chrome tubes.

Double chassis.

Top link tie rod.

Chamfered profile on the right-end chassis corner.

Mechanical side-shift.

Free wheel in the gearbox.

Rear roller Ø 6", height adjustable, with scraper.

Kit collecting rakes.

Full automatic belt tensioner.

Adjustable rear discharge.

Forged and hardened BERTI hammers type "A" or "YA" blades.








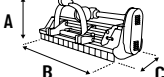



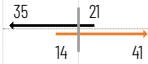


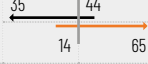

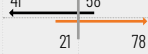
Counter blades.

PTO 540 /1000 rpm (reverse pulleys).

Accident prevention protections according to EC directives.



COD.	DESCRIPTION	PRICE
A001	Hydraulic side-shift with hoses and quick couplings (surcharge)	\$460
B001	Skids kit	\$253
C001	Centre-mount 3-point linkage (160-250), surcharge	\$293
F001	Front metal wheels, height adjustable	\$860
G002	Front protectors with chains and rubber (140-180), surcharge	\$507
G003	Front protectors with chains and rubber (200-250), surcharge	\$708
E071	Heavy duty rear roller Ø 6", with bolted end bearing housings (surcharge) NEW	\$673
E001	Rear roller Ø 7" (surcharge)	\$547
E072	Heavy duty rear roller Ø 7", with bolted end bearing housings (surcharge) NEW	\$1,220
E002	Steering rubber wheels in lieu of rear roller (surcharge)	\$820
RUP1	Solid rubber steering wheels in lieu of the rear roller (surcharge)	\$1,467
STRD	Kit road-warning panels with lights. (solo 220 - 250)	\$720
M002	PTO drive shaft 60/1000 N	\$573
M007	PTO drive shaft 80/1000 N	\$833

															
MODEL	inches	min	max	inches	n°	n°	n°	PTO	a	b	c	min	max	inches	inches
TFB/C 140	55	60	110		12	36	4	540 (1000)	39	63	51	650	810	16	18 1/4
TFB/C 160	63	60	110		14	42	4	540 (1000)	39	71	51	700	880	16	18 1/4
TFB/C 180	71	60	110		16	48	4	540 (1000)	39	79	51	740	930	16	18 1/4
TFB/C 200	79	80	110		18	54	4	540 (1000)	39	87	51	780	980	16	18 1/4
TFB/C 220	87	80	110		20	60	4	540 (1000)	39	95	51	830	1030	16	18 1/4
TFB/C 250	98	80	110		22	66	5	540 (1000)	39	106	51	930	1150	16 3/4	19



M099

Multiply prices by 1.15 to update for tariff

AV

GRASS MOWERS FOR VINEYARDS, ORCHARDS AND PHOTOVOLTAIC SYSTEM



Web Info



50 -120 HP

M099	MODEL DISC 65	Articulated ventilating blades - 0 036	M099	MODEL DISC 80	Articulated ventilating blades - 0 036
L180_65	AV 180-230 (65)	\$13,068	L180_80	AV 180-245 (80)	\$14,268
L200_65	AV 200-250 (65)	\$13,468	L200_80	AV 200-265 (80)	\$14,669
L235_65	AV 235-290 (65)	\$13,868	L235_80	AV 235-300 (80)	\$15,069
L260_65	AV 260-320 (65)	\$15,602	L260_80	AV 260-335 (80)	\$16,802
L310_65	AV 310-360 (65)	\$16,335	L310_80	AV 310-375 (80)	\$17,536

PTO drive shaft is included

STANDARD EQUIPMENT

3-points linkage Cat. I-II.

Hydraulic side-shift on chrome-plated tubes.

Rear roller Ø 6", height adjustable.

Front metal wheels, height and offset adjustable.

Hydraulic cylinder for disc-positioning, single effect.

Between-row rotating disc, by means of spring, with rubber protection.

Rubber flex coupling in the driving rotor.

Blade holder plates of Hardox®.

Blades with articulated fastening.

Front chain protectors.

PTO 540 rpm (1000 rpm on request).

PTO drive shaft with Free Wheel.

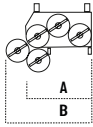
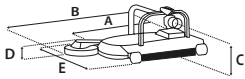








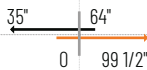




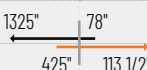
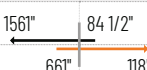

Accident prevention protections according to EC directives.

The tractor must provide 2 x double-effect and 1 x Single Effect distributors.



ACCESSORIES ON REQUEST

CODE	DESCRIPTION	PRICE
TAST	Automatic electro-hydraulic swing device of the disc, with touch probe and independent hydraulics	\$3,734
F005	Rubber fixed wheels, front mounted, with height and offset adjustment (surcharge)	\$933
CFFT	Front version (Surcharge)	\$787
TT01 + A001	Double 3-point linkage offsetable, and gearbox with through shaft (surcharge)	\$2,627
AR19	Rotation conversion device for front & rear PTO (see at page 56)	\$2,120
M126	PTO drive shaft 60/1200 with LH free-wheel (add for front PTO)*	\$1,173

MODEL														
	A	B	A	B	C	D	E							inches
AV 180-230 Ø 65	69"	90 1/2"	73"	94 1/2"	22 1/2"	11	75"		50	120	4	8	540 (1000)	1311
AV 180-245 Ø 80	75 1/2"	95 1/2"	79 1/2"	100 1/4"	22 1/2"	11	78"		60	120	4	8	540 (1000)	1333
AV 200-250 Ø 65	78 3/4"	99"	81 1/2"	102 3/4"	22 1/2"	11	78 1/4"		60	120	4	8	540 (1000)	1366
AV 200-265 Ø 80	78 3/4"	104 3/4"	82 3/4"	109"	22 1/2"	11	84 1/2"		70	120	4	8	540 (1000)	1388
AV 235-290 Ø 65	92 1/2"	113"	95 3/4"	116 1/2"	22 1/2"	11	84"		70	120	4	8	540 (1000)	1499
AV 235-300 Ø 80	94 1/2"	117"	99"	122"	22 1/2"	11	90"		70	120	4	8	540 (1000)	1521
AV 260-320 Ø 65	104	125"	105 1/2"	127 1/2"	22 1/2"	11	78 1/4"		80	120	5	10	540 (1000)	1543
AV 260-335 Ø 80	104	130 1/4"	107 1/2"	133 3/4"	22 1/2"	11	84 1/2"		80	120	5	10	540 (1000)	1565
AV 310-360 Ø 65	123	144"	124 1/2"	146 1/2"	22 1/2"	11	84"		90	120	5	10	540 (1000)	1675
AV 310-375 Ø 80	124 1/2"	148"	128 1/4"	151 1/2"	22 1/2"	11	90"		90	120	5	10	540 (1000)	1697



Multiply prices by 1.15 to update for tariff

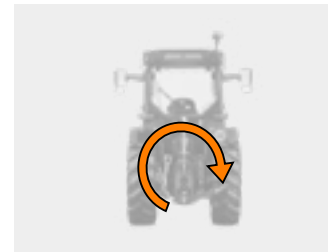

PTO CONVERSION DEVICE

(FRONT/REAR)

TYPE OF APPLICATION / TRACTOR USED

SELECT TYPE:

REAR CONFIGURATION



N022 540 R/PM

N024 1000 R/PM

FRONT CONFIGURATION



N027 540 R/PM

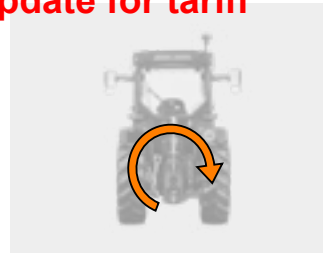
N029 1000 R/PM



N026 540 R/PM

N028 1000 R/PM

REVERSE-DRIVE CONFIGURATION
Multiply prices by 1.15 to update for tariff



N030 540 R/PM

N032 1000 R/PM



REAR-FRONT CONFIGURATION



N027 540 R/PM

N022 540 R/PM

N029 1000 R/PM

N024 1000 R/PM



N026 540 R/PM

N028 1000 R/PM




PTO CONVERSION DEVICE (FRONT/REAR): YES-NO

MODEL	N022 + N029	N022 + N027	N030	N022 + N028	N024 + N029	N032
EUROSTAR	YES	NO	YES	YES	NO	YES
B-FLEX	YES	YES	NO	YES	YES	NO
AV	YES	NO	YES	YES	NO	YES



RM

DISC MOWER FOR THE CARE OF INTER-ROW



NEW



Web Info

To fit the mulchers AF/L, TFB/L, TFB/Y and TFB/C

Recommended for adult plants (>4 years old).

Not recommended for sloping ground.

Ø DISC, RECOMMENDED

Inter-row 27 - 43"	Inter-row 47 - 83"	Inter-row >87"
Ø 18"	Ø 26"	Ø 31"

M105	MODEL		M105	MODEL	
SB03	RM TO GO ON MOD. AF/L (KG 190)	\$7,294	SB05	RM TO GO ON MOD. TFB/Y (KG 190)	\$7,001
SB08	RM TO GO ON MOD. TFB/L (KG 190)	\$7,294	SB04	RM TO GO ON MOD. TFB/C (KG 210)	\$7,481

STANDARD EQUIPMENT

Mechanical tilt adjustment.

Manual height adjustment.

Disc of Ø 26".

Predisposition for cylinder to by-pass (manual) the disc's swing.

Independent hydraulic system.

Independent oil tank.

Distributor for motor on/off, with wire cable.

Safety protections in compliance with CE standards.

COD.	DESCRIPTION	PRICE
SC01	Oil cooler with thermostat	\$1,227
D002	Disc of Ø 18". Surcharge (-15)	\$280
D005	Disc of Ø 32". (+22 lbs.), surcharge	\$333
M116	Hydraulic cylinder for manual by-pass of the disc's swing, hoses and quick couplings. Surcharge	\$573
M107	Hydraulic cylinder (like M116) with wire cable control	\$880
INAR	Electric ON/OFF for motor, with remote controller (surcharge)	\$200
M122	Electric ON/OFF for motor and for option M107, with remote controller. Surcharge	\$867

COMPATIBILITY DISC 18" - 25" - 32"

MODEL	MULCHER WORKING WIDTH									
	105	115	125	135	145	160	180	200	220	
AF/L	✓	✓	✓	✓	✓	✓	✓	✓	✓	✓
AF/L center-mount linkage	✓	✓	✓	✓	✓	✓	✓	✓	✓	✓
TFB/L	✓	✓	✓	✓						
TFB/Y	✓	✓	✓	✓	✓	✓				
TFB/Y center-mount linkage	✓	✓	✓	✓	✓	✓				
TFB/C	✓	✓	✓	✓	✓	✓	✓			
TFB/C center-mount linkage	✓	✓	✓	✓	✓	✓	✓			



RM AD/TL

DISC MOWER ON INDEPENDENT FRAME



Web Info

Ø DISC, RECOMMENDED

Inter-row 28 - 43 inches	Inter-row 47 - 83 inches	Inter-row >87 inches
Ø 18 inches	Ø 26 inches	Ø 31 inches

M082	MODEL	
LT01	RM AD/TL 90/140	\$7,454
LT02	RM AD/TL 140/240	\$8,054

Recommended for adult plants (>4 years old)

Not recommended for sloping ground

STANDARD EQUIPMENT

Independent Frame with 3-point linkage Cat I-II.

Supporting wheels, height adjustable.

Disc of Ø 26 inches.

Mechanical reach-adjustment.

Mechanical tilt adjustment.

Manual height adjustment.

Swing device through adjustable coil-spring.









Hydraulic motor with hoses and quick couplings.

Flow regulator.

Safety protections in compliance with CE standards.

The tractor must provide 1 x Single Effect distributor (10-16 gal/min), free return to tank.

COD.	DESCRIPTION	PRICE
SC01	Oil cooler with thermostat.	\$1,227
E050	Rubber wheels in lieu of metal wheels (surcharge)	\$627
D002	Disk of Ø 18 inches. (surcharge)	\$280
D005	Disk of Ø 32 inches. (surcharge)	\$333
A001	Hydr. cylinder for side shift, hoses and quick couplings. (surcharge)	\$573
M116	Hydraulic cylinder for manual by-pass of the disc's swing, hoses and quick couplings. Surcharge	\$573

	 HP						 lbs.	
MODEL	min	max	inches	n°	inches	α	min	max
RM AD/TL 90/140	40	100	26	2		-45° / +45°	496	562
RM AD/TL 140/240	50	100	26	2		-45° / +45°	562	628



TA/S

FOR DITCHES, BANKS OF WATERCOURSES, ROAD SIDE BANKS



STRENX®



Web Info



Standard Tractor

80 -120 HP



Ø 2 - 3 inches

M040	MODEL	"A" Hammers - 0010	"YA" Blades - 0001	M040	MODEL	"A" Hammers - 0010	"YA" Blades - 0001
L160	TA/S 160	\$12,502	\$12,835	L200	TA/S 200	\$13,075	\$13,502
L180	TA/S 180	\$12,802	\$13,182	L220	TA/S 220	\$13,402	\$13,902

Included PTO drive shaft

STANDARD EQUIPMENT

3-point linkage Cat. II, with floating system and safety lock.

Double chassis.

Chamfered profile on the right-end chassis corner.

Gearbox position externally to the machine body.

Free wheel in the gearbox.

Full automatic belt tensioner.

Hydraulic side shift with safety valve.

Hydraulic cylinder with floating link and safety valve.

Rear roller Ø 6", height adjustable.

Counter blades.

Forged and hardened BERTI hammers type "A" or "YA" blades.

PTO 540 rpm.










PTO drive shaft, Walterscheid®.

Accident prevention protections according to EC directives.

The tractor must provide 2 x double effect distributors.




COD.	DESCRIPTION	PRICE
SK01	Anti-Shock Device (BERTI patent), surcharge	\$1,054
MI27	Hydraulic tilt with Berti floating system "X-FLOAT" (surcharge) NEW	\$393
B001	Skids kit	\$253
G002	Front protectors with chains and rubber (160-200), surcharge	\$633
G003	Front protectors with chains and rubber (220), surcharge	\$773
E063	Heavy duty rear roller, with bolted end bearing housings (surcharge) NEW	\$673
C004	Left-Hand version (surcharge)	\$633
DR02	Double effect distributor with 2 levers and wire-cables (surcharge)	\$993
CE01	Electronic hour meter, vibration	\$573
AD02	Road sign stickers NEW	\$213
CT02	Kit for transporting the mounted machine (in vertical position)	\$733
M033	Wide-Angle PTO Drive Shaft 80/1750, Walterscheid®, surcharge	\$1,467

											
MODEL	inches	min	max	n°	n°	n°	PTO	min	max	inches	inches
TA/S 160	63	80	120	14	42	4	540	1786	2017	16	18
TA/S 180	71	80	120	16	48	4	540	1863	2105	16	18
TA/S 200	79	80	120	18	54	4	540	1951	2216	16	18
TA/S 220	87	90	120	20	60	4	540	2039	2326	16	18

TA/MF

FOR DITCHES, BANKS OF WATERCOURSES, ROAD SIDE BANKS

NEW



STRENX®



Web Info



Standard Tractor

150 -250 HP



Ø 1 - 2 inches

M104	MODEL	"P" Hammers - 0013	"YP" Blades - 0001	M104	MODEL	"P" Hammers - 0013	"YP" Blades - 0001
L160	TA/MF 160	\$25,530	\$25,863	L200	TA/MF 200	\$27,797	\$28,224
L180	TA/MF 180	\$26,597	\$26,977	L220	TA/MF 220	\$28,864	\$29,330

PTO Drive Shaft is not included

STANDARD EQUIPMENT

3-point linkage Cat. I-II with mech. breakaway.

Double chassis.

Chamfered profile on the right-end chassis corner.

Gearbox with Double free wheel and through shaft.

Full automatic belt tensioner.

Hydraulic side-shift on chrome tubes.

Hydraulic height adjustment of the main frame, with floating system.

Hydraulic tilt with Berti floating system "X-FLOAT" and safety lock-valve.

Electrohydraulic controls, with joystick.

Rubber flex-coupling in the transmission.

Rear roller Ø 5", self-cleaning, height adjustable.

Counter blades, bolted.

Forged and hardened BERTI hammers type "P" or "YP" blades.

Front protectors by chains and rubber.

Kit road-warning panels with lights.

PTO 1000 rpm.









Accident prevention protections according to EC directives.

The tractor must provide 1 x Double Effect distributor with continuous flow.

With front version, specify the required length of the hoses from tractor's linkage to the distributors.



COD.	DESCRIPTION	PRICE
B001	Skids kit	\$253
TT01	Double 3-point linkage (front/rear) assembly	\$4,254
E066	Kit stabilizing roller Ø 11" with scraper, underneath the main frame	\$1,307
E063	Heavy duty rear roller Ø 6", with bolted end bearing housings (surcharge)	\$1,060
M007	PTO drive shaft 80/1000 N (1"-3/8 Z6 tractor side)	\$833

		 HP								 lbs.	
MODEL	inches	min	max	n°	n°	n°	PTO	Lbs. min	Lbs. min	min	min
TA/MF 160	63	150	250	14	42	4	1000	2205	11023	2315	3131
TA/MF 180	71	150	250	16	48	4	1000	9921	12125	1100	3241
TA/MF 200	79	150	250	18	54	4	1000	11023	13228	2535	3351
TA/MF 220	87	150	250	20	60	4	1000	12125	14330	2646	3461

FURTHER QUOTES AVAILABLE ON PAGE 164



KX

FORESTRY MULCHER WITH FIXED TOOTH ROTOR



Web Info



Compact Tractor

60 -110 HP



Ø 4 - 6 inches

M036	MODEL	"XF2" Smooth Cut - 0021
L150	KX 150	\$20,243
L170	KX 170	\$21,276
L190	KX 190	\$22,310

PTO Drive Shaft is not included

STANDARD EQUIPMENT

Fixed 3-point linkage, Cat. I-II.

Double chassis.

Double free wheel in the gearbox.

Full automatic belt tensioner.

Rear hood with hydraulic adjustment.

Skids kit, height adjustable, with anti-wear shoe.

Fixed tooth rotor, BERTI "SMOOTH-CUT", Ø 14".

Counter blades, bolted.

Fixed tooth Berti "XF2", with tungsten carbide tips.












PTO 540 rpm (1000rpm on request).

Accident prevention protections according to EC directives.

The tractor must provide 1 x Double Effect distributor.



COD.	DESCRIPTION	PRICE
ARP1	Mech. guard/push frame	\$960
ARP2	Hydr. guard/push frame	\$1,327
PRA3	Extension kit for 3-point linkage (mandatory with M110, M120)	\$373
CE01	Electronic hour meter, vibration	\$573
M007	PTO drive shaft, type 80/1000N (1"3/8 Z6 tractor side)	\$833
M110	PTO drive shaft 80/1300 with slip clutch (1"-3/8 Z6 tractor side)	\$1,227
M120	PTO drive shaft 80/1000 with cam clutch (1"-3/8 Z6 tractor side)	\$1,687

MODEL		 HP									 lbs.		
	inches	min	max	inches	n°	n°	PTO	a	b	c	min	max	inches
KX 150	60	60	110		48	4	540 (1000)	41	72	38	1521	1786	14
KX 170	67	70	110		54	4	540 (1000)	41	79	38	1698	1962	14
KX 190	75	70	110		60	4	540 (1000)	41	87	38	1874	2138	14



M501

Multiply prices by 1.15 to update for tariff

FB/G 300-300S-380-380S

HYDRAULIC BOOM MOWER



Web Info



40 -60 HP



Ø 1 Inches

M501	MODEL	Blades	M501	MODEL	Blades
L300	FB/G 300 (15 HP)	\$13,415	L380	FB/G 380 (15 HP)	\$13,815
L300S	FB/G 300 S (25 HP)	\$14,815	L380S	FB/G 380 S (25 HP)	\$15,202

PTO Drive Shaft is not included









STANDARD EQUIPMENT

- 3-point linkage, Cat. 0-I.
- Independent hydraulics.
- Oil cooler (only S version).
- Locking tie rods with holding bracket.
- Reversible rotation of the rotor.
- Adjustable levelling roller on the flail head.
- Articulated "Y" blades.
- Possibility of front,reverse or left hand mounting (specify in the order).

- Cables controls with 4 levers.
- Hydraulic breakaway with adjustable valve..
- Flail head 31 inches, type "LIGHT" with helical disposition.
- Floating system on the fi rst arm and on the rotor.
- Removable front hood of the flail head.
- Front and rear rubber protection of flail head.
- PTO 540 rpm.
- Accident prevention protections according to EC directives.



COD.	DESCRIPTION	PRICE
H005	Shockproof rear bar with LED lights kit	\$453
SC01	Oil cooler (standard equipment for "S" version)	\$813
T112	Flail head of 100 cm. Only for "S" version	\$493
0037-080	Kit 2Y + Bootie hammer (head 31"). Surcharge NEW	\$173
0037-100	Kit 2Y + Bootie hammer (head 39"). Surcharge NEW	\$213
TS01	Pneumatic suspension of the first arm	\$787
TS02	Electro-hydraulic suspension (stepless) of the arms, only with "Load Sensing" controls	\$1,747
TC02	Electric controls (ON/OFF) with Joystick and electric starter of the motor. Surcharge	\$3,654
TC03	Electric controls "Load Sensing" with Joystick and electric starter of the motor. Surcharge	\$5,841
TC08	Maxi joystick lever (in lieu of the std Mini) NEW	\$974
T117	Trimmer 59", with mount plate, motor and hoses	\$3,827
E095	Kit 360° articulation plate for trimmer bar NEW	\$547
T115	Cutting bar with 6 blades, 47" (max Ø 1 - 1.5"), 360° articulation plate, hoses	\$11,175
T116	Discs-cutter 3x Ø 500 120 cm (max Ø 2"), 360° articulation plate, hoses	\$11,175
IN05	Kit quick couplings for boom and mower head (300-380)	\$293
IN03	Kit quick couplings for attachment (300-380)	\$133
IN05	Kit quick couplings for boom and mower head (300 S - 380 S)	\$333
IN03	Kit quick couplings for attachment (300 S - 380 S)	\$227
M005	PTO drive shaft 40/800 N	\$393

		 HP			 OIL	 Min			 lbs.
MODEL	inches	min	max		Gallons	Lbs.	N°	PTO	Lbs.
FB/G 300	31	40	60	190°	25	2866	32	540	1058
FB/G 300 S	31	40	60	190°	25	2866	32	540	1124
FB/G 380	31	50	60	190°	25	3086	32	540	1080
FB/G 380 S	31	50	60	190°	95	3086	32	540	1146

FURTHER QUOTES AVAILABLE ON PAGE 238



Multiply prices by 1.15 to update for tariff



CUMMINGS & BRICKER

www.cummingsandbricker.com
support@cummingsandbricker.com

Effective: 01/19/2024

Revised: 06/05/2025

F.O.B. C&B



MOWERS


EXPANDABLE MOWERS

ITEMNUMBER	DESCRIPTION	WEIGHT	PRICE
FLEXY170245	Mower Expandable 68" to 96"	1279	\$17,015.00

FLEXY - Expandable Mower

Mower with variable working width, suited to work on vineyards and orchard.

- Rear roller, height adjustable
- Front fixed wheels
- Articulated blades
- Hydraulically extends working width
- Side chutes for grass discharge
- Chain guards, front and rear
- PTO drive shaft
- CAT I/II



	Width	# of Discs	# of Knives	Horsepower	PTO
FLEXY 170-245	68" – 96"	2	4	40-100	540

REPLACEMENT TEETH & HAMMERS

ITEMNUMBER	DESCRIPTION	PRICE
B12HAMB	Hammer-Flail (Type "B") - 12 Pack For GKR/SB, CKT/SB Models	\$145.00
MG4837	Hammer-Flail (Type "B") - For GKR/SB, CKT/SB Models	\$20.00
12020006	Hammer-Flail (Type "D") - For PARK/SB Models	\$20.00
12020001	Hammer-Flail (Type "A") - For TAS, TAPS, AF/SSL Models	\$27.99
120100013	"Y" Blade - For NKR/SB Models	\$4.99
B12XF1	Fixed Tooth "XF1" - Tungsten Carbide Tips, 12 Pack, For MX/SSL, EFX/MD, TFX/SB	\$1,739.00
DF6246	Fixed Tooth "XF1" - For EFX/MD - TFX/SB Models	\$175.00
B12XF2	Fixed Tooth "XF2" - 12 Pack, For KX/SSL, KX, CKT/FX, PARK/FX Models	\$1,019.00

Hydraulic mulcher for grass, bushes, scrub and brushwood up to Ø 2-3 cm., for skid steer and compact-track loaders from 20 to 50 HP. It can be used for landscape management, set-aside, green areas in general.



Ø 2-3 cm



20-50 HP



G

M320	MOD.	O014
L115	MINI/SSL 115*	\$5,821
L125	MINI/SSL 125*	\$6,061
L145	MINI/SSL 145*	\$6,314

*WARNING: price without hitch

Standard equipment

- Belts trasmission
- Counter blades
- Height adjustable levelling roller Ø 114 mm.
- Side skids with wear undershoes.
- Forged and hardened BERTI hammers type "G".
- Hydraulic cast iron gear motor with drain line.
- Hydraulic valves block "Berti Fluid Box" (max 120 lt/min)
- Protective cover for motor
- Hydraulic hoses with explosion-proof sheats (L=2,00 mt)
- **Without hitch**
- Accident prevention protections according to EC directives

Optionals

E023	Universal skid-steer mount (SAE J2513) (48 kg)	\$1,047
E087	Universal skid-steer mount (SAE J2513) with floating device (110 kg)	\$1,987
E074	Mount bracket with flat plate (51 kg)	\$787
E051	Mount bracket with flat plate and floating device (113 kg)	\$1,727
E085	Mount bracket with floating device and made-to-measure plate	on request
F001	Front wheels kit	\$974


Mount bracket options




E023




E087



E074



E051



Mod.	cm	n°	l/min*	bar*	n°	A B C			KG	
						A	B	C	min**	max**
MINI/SSL 115	115	32	43-47	245-255	2	129	65	66	180	270
MINI/SSL 125	125	34	43-47	245-255	2	139	65	66	190	280
MINI/SSL 145	145	40	43-47	245-255	2	159	65	66	205	295

* / ** / see at page n.4

Hydraulic mulcher for grass, bushes, scrub and brushwood up to Ø 6-7 cm., for skid steer and compact-track loaders from 50 to 90 HP. It can be used for landscape management, set-aside, green areas in general.



Ø 6-7 cm



50-90 HP



A



YA

M312	MOD.	0014	0012
L145	AF/SSL 145*	\$9,601	\$9,855
L160	AF/SSL 160*	\$10,015	\$10,268
L180	AF/SSL 180*	\$10,255	\$10,541
L200	AF/SSL 200*	\$10,735	\$11,048

*WARNING: price without hitch

C&B Stock machine come with option A001, E024, and W006, add to above price for total

Standard equipment

- Belts trasmission.
- Counter blades.
- Height adjustable levelling roller Ø 139 mm
- Side skids with wear undershoes.
- Mechanical side shift
- Forged and hardened BERTI hammers type "A" or BERTI blades type "YA".
- Protective cover for motor
- Hydraulic cast iron gear motor with drain line.
- Hydraulic valves block "Berti Fluid Box"
- (AF/SSL ≤ 145: max 120 lt/min. - AF/SSL ≥ 160: max 160 lt/min.).
- Hydraulic hoses with explosion-proof sheats (L= 3,00 mt.).
- **Without hitch**
- Accident prevention protections according to EC directives

Optionals

A001	Hydraulic side shift with hoses*	\$513
E024	Self-levelling skid steer mount (SAE J2513) with parallel arms (170 kg)	\$3,467
E087	Universal skid-steer mount (SAE J2513) with floating device (128 kg)	\$2,047
E023	Universal skid-steer mount (SAE J2513) (48 kg)	\$1,800
E063	Self-levelling mount with flat plate and parallel arms (165 kg)	\$3,180
E051	Mount bracket with flat plate and floating device (113 kg)	\$1,760
E085	Mount bracket with floating device and made-to-measure plate	on request
W004	Kit Diverter Valve, ON/OFF, to operate the hydraulic side shift, with 14 pin connector	\$1,494
W005	Kit Diverter Valve, Proportional Auxiliary, to operate the hydraulic side shift, with 14 pin connector	\$2,440

*the skid steer must have an additional low pressure double-acting system, otherwise buy kit diverter valve


Mount bracket options



Mod.	cm	n°	n°	l/min*	bar*	n°	Diagram			KG	
							A	B	C	min**	max**
AF/SSL 145	145	14	42	63-67	245-255	3	169	90	80	495	680
AF/SSL 160	160	14	42	88-92	245-255	3	183	90	80	535	720
AF/SSL 180	180	16	48	88-92	245-255	3	203	90	80	575	760
AF/SSL 200	200	18	54	105-115	245-255	3	223	90	80	625	810

* / ** / see at page n.4

Hydraulic forestry mulcher with fixed-teeth rotor, for Skid steer and compact-track loaders from 50 to 90 HP. It is suited to mulch any vegetable residue, branches and standing plants up to Ø 12-15 cm.



STRENX® HARDOX®

Ø 12-15 cm



50-90 HP



XF2

M314	MOD.	O008
L150	KX/SSL 150*	\$22,256
L170	KX/SSL 170*	\$23,990

*WARNING: price without hitch

C&B Stock machine come with option W006, add to above price for total

Standard equipment


- Double chassis.
- Belts transmission.
- Full automatic belts adjuster
- Counter blades.
- Side skids with wear undershoes.
- **Forestry rotor SMOOTH CUT Ø 360 mm.**
- Fixed hammers with tungsten carbide tips type "XF2"
- Protective cover for motor
- Hydraulic piston motor with drain line (45 cc).
- Hydraulic adjustment of rear hoodHydraulic valves block "Berti Fluid Box" (max 160 lt/min).
- Manometer for working pressure control
- Hydraulic hoses with explosion-proof sheats (L= 2,50 mt.)
- **Without hitch**
- Accident prevention protections according to EC directives

the skid steer loaders has to be equipped with: 1 single effect distributor + drain line for mulcher's motor and 1 double effect distributor for rear hood adjustment

Optionals

E023	Universal skid-steer mount (SAE J2513) (48 kg)	\$1,047
E087	Universal skid-steer mount (SAE J2513) with floating device (110 kg)	\$1,987
E074	Mount bracket with flat plate (51 kg)	\$787
E051	Mount bracket with flat plate and floating device (113 kg)	\$1,727
E085	Mount bracket with floating device and made-to-measure plate	on request
ARP1	Protective arch (mech. adjustable)	\$1,254
W006	Kit Diverter Valve, ON/OFF, to operate the hood control, with 14 pin connector	\$1,494
W002	Kit Diverter Valve, Proportional Auxiliary, to operate the hood control, with 14 pin connector	\$2,440

Mount bracket options



E023

E087


E074

E051

Mod.	cm	n°	l/min*	bar*	n°	A	B	C	min**	max**
KX/SSL 150	150	48	85-95	275-285	3	178	92	71	625	785
KX/SSL 170	170	54	85-95	275-285	3	198	92	71	675	845

* / ** / see at page n.4

Hydraulic forestry mulcher with fixed-teeth rotor, for Skid steer and compact-track loaders from 50 to 90 HP. It is suited to mulch any vegetable residue, branches and standing plants up to Ø 12-15 cm.



STRENX® HARDOX®

Ø 12-15 cm



50-90 HP



XF2

M314	MOD.	O008
L150	KX/SSL 150 A.V.T.*	\$26,577
L170	KX/SSL 170 A.V.T.*	\$28,324

*WARNING: price without hitch

C&B Stock machine come with option W006, add to above price for total

Standard equipment

- Double chassis.
- Belts transmission.
- Full automatic belts adjuster
- Counter blades.
- Side skids with wear undershoes.
- **Forestry rotor SMOOTH CUT Ø 360 mm.**
- Fixed hammers with tungsten carbide tips type "XF2".
- Protective cover for motor
- Automatic Variable Torque piston motor (38-55 cc)
- Hydraulic adjustment of rear hood
- Hydraulic valves block "Berti Fluid Box" (max 160 lt/min).
- Manometer for working pressure control
- Hydraulic hoses with explosion-proof sheaths (L= 2,50 mt.)
- **Without hitch**
- Accident prevention protections according to EC directives

the skid steer loaders has to be equipped with: 1 single effect distributor + drain line for mulcher's motor and 1 double effect distributor for rear hood adjustment


Optionals

E023	Universal skid-steer mount (SAE J2513) (48 kg)	\$1,047
E087	Universal skid-steer mount (SAE J2513) with floating device (110 kg)	\$1,987
E074	Mount bracket with flat plate (51 kg)	\$787
E051	Mount bracket with flat plate and floating device (113 kg)	\$1,727
E085	Mount bracket with floating device and made-to-measure plate	on request
ARP1	Protective arch (mech. adjustable)	\$1,254
W006	Kit Diverter Valve, ON/OFF, to operate the hood control, with 14 pin connector	\$1,494
W002	Kit Diverter Valve, Proportional Auxiliary, to operate the hood control, with 14 pin connector	\$2,440


Mount bracket options




E023



E087



E074



E051

Mod.	cm	n°	l/min*	bar*	n°	Diagram			KG	
						A	B	C	min**	max**
KX/SSL 150 AVT	150	48	80-110	275-285	3	178	92	71	625	785
KX/SSL 170 AVT	170	54	80-110	275-285	3	198	92	71	675	845

* / ** / see at page n.4

Hydraulic forestry mulcher with fixed-teeth rotor, for skid steer and compact-track loaders from 70 to 120 HP. It is suited to mulch any vegetable residue, branches and standing plants up to \varnothing 20 cm.



STRENX® HARDOX®

\varnothing 20 cm

70-120 HP



XFI

M314-MT26	MOD.	O008
L140	MX/SSL 140 A.V.T.	\$33,511
L160	MX/SSL 160 A.V.T.	\$34,524
L180	MX/SSL 180 A.V.T.	\$35,845

C&B Stock machine come with option W006, add to above price for total

Standard equipment



- Double chassis.
- Belts trasmission.
- Full automatic belts adjuster
- Counter blades.
- Side skids with wear undershoes.
- **Forestry rotor SMOOTH CUT \varnothing 410 mm.**
- Fixed hammers with tungsten carbide tips type "XFI".
- Push frame, mech. adjustable
- Protective cover for motor
- Automatic Variable Torque piston motor (56-74 cc)
- Hydraulic adjustment of rear hood
- Hydraulic valves block "Berti Fluid Box" (max 280 lt/min).
- Manometer for working pressure control
- Hydraulic hoses with explosion-proof sheats (L= 2,50 mt.)
- **Universal skid-steer mount (SAE J2513)**
- Accident prevention protections according to EC directives

the skid steer loaders has to be equipped with: 1 single effect distributor + drain line for mulcher's motor and 1 double effect distributor for rear hood adjustment

Optionals

E067	Mount bracket with flat plate (52 kg) (surcharge)	\$593
W006	Kit Diverter Valve, ON/OFF, to operate the hood control, with 14 pin connector	\$1,494
W002	Kit Diverter Valve, Proportional Auxiliary, to operate the hood control, with 14 pin connector	\$2,440

Mount bracket options



Standard (E023)

Optional (E067)

Mod.	cm	n°	l/min*	bar*	n°					
						A	B	C	min**	max**
MX/SSL 140 AVT	140	36	120-160	290-300	4	172	118	153	1135	1150
MX/SSL 160 AVT	160	42	120-160	290-300	4	192	118	153	1220	1235
MX/SSL 180 AVT	180	42	120-160	290-300	4	212	118	153	1300	1315

* / ** / see at page n.4

Hydraulic mulching head for mini-excavators of 2,5-4 tons, suited for mulching grass and bushes up to Ø 3 cm.



STRENX®

Ø 3 cm
2,5-4 t.

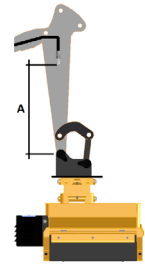


YN

M301	MOD.	O002
L060	NKR/SB 60	\$5,314
L080	NKR/SB 80	\$5,507
L100	NKR/SB 100	\$5,787

Standard equipment

- Double chassis.
- Direct transmission to the rotor.
- Height adjustable levelling roller Ø 114 mm.
- Side skids with wear undershoes.
- BERTI blades type "YN".
- Self-levelling support for mount hitch.
- Protective cover for motor.
- Hydraulic cast iron gear motor with drain line.
- Hydraulic valves block "Berti Fluid Box" (max 60 lt/min).
- Hydraulic hoses with explosion-proof sheaths (L= 2,00 mt.)
- **Under plate for mount hitch.**
- Accident prevention protections according to EC directives



A=1300 mm

Optionals

E007	Mount hitch & pins, made to measure (see at page 43)	\$587
E020	Factory application of your adapter for quick hitch (EU only)	\$300
DRE2	Motor without drain line (max 15 bar pressure on return)	-

Mod.	[Excavator Icon]	[Hands Icon] n°	[Oil Icon] l/min*	[Pressure Icon] bar*	[Fluid Box Icon]			[Motor Icon] Kg***	[Weight Icon] KG	
					A	B	C		min**	max**
NKR/SB 60	60	20	33-37	195-205	87	75	63	25	150	175
NKR/SB 80	80	28	33-37	195-205	107	75	63	25	170	195
NKR/SB 100	100	36	38-42	195-205	127	75	63	25	190	215

* / ** / *** see at page n.4

Hydraulic mulching head for mini-excavators of 2,5-4 tons, suited for mulching grass and bushes up to Ø 4 cm.



STRENX®

Ø 4 cm

2,5-4 t.

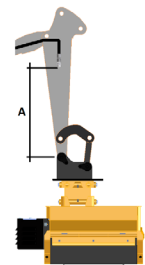


B

M302	MOD.	O015
L060	GKR/SB 60	\$5,494
L080	GKR/SB 80	\$5,661

Standard equipment

- Double chassis.
- Direct transmission to the rotor.
- Height adjustable levelling roller Ø 114 mm.
- Side skids with wear undershoes.
- Forged and hardened BERTI hammers type "B".
- Self-levelling support for mount hitch.
- Protective cover for motor.
- Hydraulic cast iron gear motor with drain line.
- Hydraulic valves block "Berti Fluid Box" (max 60 lt/min).
- Hydraulic hoses with explosion-proof sheaths (L= 2,00 mt.)
- **Under plate for mount hitch.**
- Accident prevention protections according to EC directives



A=1300 mm

Optionals

E007	Mount hitch & pins, made to measure (see at page 43)	\$587
E020	Factory application of your adapter for quick hitch (EU only)	\$300
DRE2	Motor without drain line (max 15 bar pressure on return)	-

Mod.	n°	l/min*	bar*	Dimensions			Kg***	Height	
				A	B	C		min**	max**
GKR/SB 60	8	33-37	195-205	88	75	62	25	185	210
GKR/SB 80	80	38-42	195-205	108	75	62	25	215	240

* / ** / *** see at page n.4

Hydraulic mulching head for mini-excavators of 4,5 - 5,5 tons, suited for mulching grass, bushes and scrub up to Ø 5 cm.



STRENX®

Ø 5 cm

4,5-5,5 t.



B

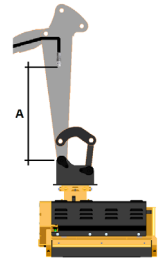


YB

M303	MOD.	O015	O002
L080	CKT/SB 80	\$7,128	\$7,288
L100	CKT/SB 100	\$7,361	\$7,574

Standard equipment

- Double chassis.
- Belts transmission.
- Height adjustable levelling roller Ø 114 mm.
- Side skids with wear undershoes.
- Rotore di tipo elicoidale
- Forged and hardened BERTI hammers type "B" or BERTI blades type "YB"
- Counter blades
- Self-levelling support for mount hitch.
- Hydraulic cast iron gear motor with drain line.
- Hydraulic valves block "Berti Fluid Box" (max 120 lt/min).
- Hydraulic hoses with explosion-proof sheaths (L= 2,00 mt.)
- **Under plate for mount hitch.**
- Accident prevention protections according to EC directives



A=1500 mm

Optionals

E007	Mount hitch & pins, made to measure (see at page 43)	\$733
E020	Factory application of your adapter for quick hitch (EU only)	\$300
DRE2	Motor without drain line (max 15 bar pressure on return)	-

Mod.	cm	n°	n°	l/min*	bar*	n°	Diagram			Kg***	KG	
							A	B	C		min**	max**
CKT/SB 80	80	12	36	43-47	245 - 255	2	95	92	65	25	260	285
CKT/SB 100	100	16	48	43-47	245 - 255	2	115	92	65	25	290	315

* / ** / *** see at page n.4

Hydraulic mulching head for mini-excavators of 6 - 8 tons suited to mulch grass, canes, bushes and pruning up to Ø 6 cm.



STRENX®

Ø 6 cm

6-8 t.



D

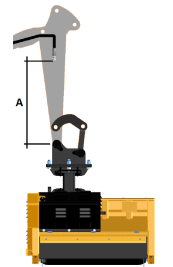


YB

M304	MOD.	O016	O002
L090	PARK/SB 90	\$9,355	\$9,548
L110	PARK/SB 110	\$9,875	\$10,108

Standard equipment

- Double chassis.
- Belts transmission.
- Height adjustable levelling roller Ø 139 mm.
- Side skids with wear undershoes.
- Rotore di tipo elicoidale
- Forged and hardened BERTI hammers type "D" or BERTI blades type "YB"
- Counter blades
- Self-levelling support for mount hitch.
- Hydraulic cast iron gear motor with drain line.
- Hydraulic valves block "Berti Fluid Box" (max 120 lt/min).
- Hydraulic hoses with explosion-proof sheaths (L= 3,00 mt.)
- **Under plate for mount hitch.**
- Accident prevention protections according to EC directives



A=1800 mm

Optionals



E007	Mount hitch & pins, made to measure (see at page 43)	\$867
E020	Factory application of your adapter for quick hitch (EU only)	\$333
RAL1	Hydraulic rotation device with hoses (without self-levelling support for mount hitch)	\$5,014
W006	Kit Diverter Valve, ON/OFF, for 1 additional function with button panel	\$1,494
W007	Kit Diverter Valve, Proportional-Auxiliary, for 1 additional function with button panel	\$2,440
DRE2	Motor without drain line (max 15 bar pressure on return)	-
ROS1	Walking foot kit	\$2,267

*the excavator must have an additional low pressure double-acting system, otherwise buy kit diverter valve

Mod.	cm	n°	n°	l/min*	bar*	n°	Diagram A, B, C			Kg***	min**	max**
							A	B	C			
PARK/SB 90	90	12	36	63-67	245 - 255	2	107	89	86	50	430	490
PARK/SB 110	110	16	48	63-67	245 - 255	2	127	89	86	50	455	515

* / ** / *** see at page n.4

Hydraulic forestry mulching head with fixed-teeth-rotor, for excavators with operating weight from 3 to 4,5 tons. It is suited to mulch any vegetable residue, branches and standing plants up to Ø 7-8 cm.



HARDOX®

Ø 7-8 cm

3-4,5 ton.

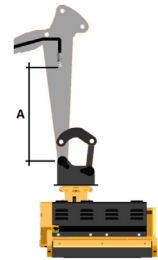


XF2

M330	MOD.	O008
L060	GKR/FX 60	\$9,855
L080	GKR/FX 80	\$10,401

Standard equipment

- Double chassis HARDOX 450;
- Belts transmission 130Vx100Vx2 cinghie XPA1007 SUPER POWER;
- Counter blades;
- Side skids with wear undershoes;
- Forestry rotor Ø114x14,2mm;
- Fixed hammers with tungsten carbide tips type
- Hydraulic cast iron gear motor with drain line.;
- Hydraulic hoses with explosion-proof sheaths (L=2,00 mt.);
- **Under plate for mount hitch;**
- Accident prevention protections according to EC directives



A=1500 mm

Optionals


E017	Mount hitch & pins, made to measure (see at page 43)	\$733
E021	Factory application of your adapter for quick hitch (EU only)	\$300
DRE2	Motor without drainage line	-
ROS1	Walking foot kit	\$1,560

*the excavator must have an additional low pressure double-acting system, otherwise buy kit diverter valve

Mod.	cm	n°	l/min*	bar*	n°	Diagram A-B-C			Kg***	min**	max**
						A	B	C			
GKR/FX 60	60	18	30-32	195-205	2	78	72	50	25	220	295
GKR/FX 80	80	24	30-32	195-205	2	98	72	50	25	240	315

* / ** / *** vedi pag n.4

Hydraulic forestry mulching head with fixed-teeth-rotor, for excavators with operating weight from 5 to 7 tons. It is suited to mulch any vegetable residue, branches and standing plants up to Ø 7-8 cm.



HARDOX®

Ø 7-8 cm

5-7 t.

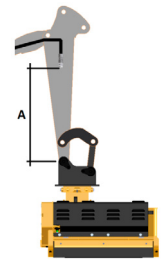


XF2

M330	MOD.	O008
L080	CKT/FX 80	\$14,075
L100	CKT/FX 100	\$14,562

Standard equipment

- Double chassis.
- Belts transmission.
- Forestry rotor Ø 342 mm.
- Side skids with wear undershoes.
- Fixed hammers with tungsten carbide tips type "XF2"
- Counter blades
- Hydraulic piston motor with drain line (23cc)
- Hydraulic valves block "Berti Fluid Box" (max 120 lt/min)
- Hydraulic hoses with explosion-proof sheaths (L= 2,00 mt.)
- **Under plate for mount hitch.**
- Accident prevention protections according to EC directives



A=1500 mm

Optionals


E017	Mount hitch & pins, made to measure (see at page 43)	\$733
E021	Factory application of your adapter for quick hitch (EU only)	\$300
W001	Hydraulic adjustment of rear hood*	\$567
RAL1	Hydraulic rotation device*	\$5,467
W006	Kit Diverter Valve, ON/OFF, for 1 additional function with button panel	\$1,494
W002	Kit Diverter Valve, Proportional-Auxiliary, for 1 additional function with button panel	\$2,440
W008	Kit Diverter Valve, Proportional-Auxiliary, for 2 additional function with button panel	\$2,860
ROS1	Walking foot kit	\$1,734

*the excavator must have an additional low pressure double-acting system, otherwise buy kit diverter valve

Mod.	cm	n°	l/min*	bar*	n°	Diagram A-B-C			Kg***	min**	max**
						A	B	C			
CKT/FX 80	80	29	48-52	270-280	3	100	94	55	25	350	400
CKT/FX 100	100	37	48-52	270-280	3	120	94	55	25	400	450

*/ ** / *** see at page n.4

Hydraulic forestry mulching head with fixed-teeth-rotor, for excavators with operating weight from 7 to 11 tons. It is suited to mulch any vegetable residue, branches and standing plants up to \varnothing 12 cm.



STRENX®

 12 cm


8-11 t.

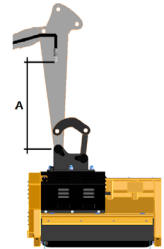


XF2

M317	MOD.	O008
L100	PARK/FX 100	\$17,202
L120	PARK/FX 120	\$18,509

Standard equipment

- Double chassis.
- Belts trasmission.
- Forestry rotor \varnothing 360 mm.
- Side skids with wear undershoes.
- Fixed hammers with tungsten carbide tips type "XF2"
- Counter blades
- Hydraulic piston motor with drain line (28cc)
- Hydraulic valves block "Berti Fluid Box" (max 120 lt/min)
- Hydraulic hoses with explosion-proof sheats (L= 2,50 mt.)
- **Under plate for mount hitch.**
- Accident prevention protections according to EC directives



A=2050 mm

Optionals

E017	Mount hitch & pins, made to measure (see at page 43)	\$867
E021	Factory application of your adapter for quick hitch (EU only)	\$333
W001	Hydraulic adjustment of rear hood*	\$660
RAL1	Hydraulic rotation device with hoses*	\$5,694
W006	Kit Diverter Valve, ON/OFF, for 1 additional function with button panel	\$1,494
W002	Kit Diverter Valve, Proportional-Auxiliary, for 1 additional function with button panel	\$2,440
W008	Kit Diverter Valve, Proportional-Auxiliary, for 2 additional function with button panel	\$2,860
ROS1	Walking foot kit	\$2,000

*the excavator must have an additional low pressure double-acting system, otherwise buy kit diverter valve

Mod.	cm	n°	l/min*	bar*	n°	A B C			Kg***	min** max**	
						A	B	C		min**	max**
PARK/FX 100	100	37	78-82	290-300	3	122	84	77	50	525	640
PARK/FX 120	120	45	78-82	290-300	3	142	84	77	50	595	710

* / ** / *** see at page n.4

Hydraulic forestry mulching head with fixed-teeth-rotor, for excavators with operating weight from 11 to 16 tons. It is suited to mulch any vegetable residue, branches and standing plants up to Ø 18-20 cm.



HARDOX®

Ø 18-20 cm



12-16 t.

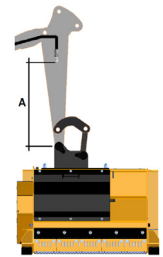


XFI

M313	MOD.	O008
L100	TFX/SB 100	\$22,456
L120	TFX/SB 120	\$23,016
L140	TFX/SB 140	\$23,983

Standard equipment

- Double chassis.
- Belts trasmission.
- **SMOOTH CUT Forestry rotor Ø 410 mm.**
- Side skids with wear undershoes.
- Fixed hammers with tungsten carbide tips type "XF1"
- Counter blades
- Hydraulic piston motor with drain line (45cc)
- Hydraulic valves block "Berti Fluid Box" (max 160 lt/min)
- Hydraulic hoses with explosion-proof sheats (L= 2,50 mt.)
- **Under plate for mount hitch.**
- Accident prevention protections according to EC directives



A=1600 mm

Optionals

E017	Mount hitch & pins, made to measure (see at page 43)	\$1,560
E021	Factory application of your adapter for quick hitch (EU only)	\$427
W001	Hydraulic adjustment of rear hood*	\$740
RAL1	Hydraulic rotation device with hoses* (only with mount hitch central position)	\$6,134
W006	Kit Diverter Valve, ON/OFF, for 1 additional function with button panel	\$1,494
W002	Kit Diverter Valve, Proportional-Auxiliary, for 1 additional function with button panel	\$2,440
W008	Kit Diverter Valve, Proportional-Auxiliary, for 2 additional function with button panel	\$2,860
MT07	Hydraulic piston motor 56cc (120-140 / surcharge) Oil-flows and pressures as displayed for the model EFX MD/SB	\$1,714
MT08	Hydraulic piston motor 63cc (120-140 / surcharge) Oil-flows and pressures as displayed for the model ECF/SB	\$2,027
ROS1	Walking foot kit	\$2,934

*the excavator must have an additional low pressure double-acting system, otherwise buy kit diverter valve

Mod.	cm	n°	l/min*	bar*	n°	Diagram A			Kg***	Diagram B	
						A	B	C		min**	max**
TFX/SB 100	100	24	115-125	275-285	4	125	103	82	80	765	925
TFX/SB 120	120	30	115-125	275-285	4	145	103	82	80	860	1060
TFX/SB 140	140	36	115-125	275-285	4	165	103	82	80	950	1150

* / ** / *** see at page n.4

Hydraulic forestry mulching head with fixed-teeth-rotor for excavators with operating weight from 15 to 20 tons. It is the ideal machine for clearing bushes, brushwood, branches, plants and trunks up to Ø 30 cm.



STRENX® HARDOX®

Ø 30 cm



15-20 t.

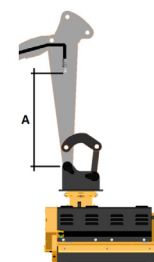


XF1

M309	MOD.	O008
L120	EFX MD/SB 120	\$27,543
L140	EFX MD/SB 140	\$28,804

Standard equipment

- Double chassis.
- Belts transmission.
- **SMOOTH CUT Forestry rotor Ø 440 mm.**
- Side skids with wear undershoes.
- Fixed hammers with tungsten carbide tips type "XF1"
- Counter blades
- Hydraulic piston motor with drain line (56cc)
- Hydraulic valves block "Berti Fluid Box" (max 280 lt/min)
- Hydraulic hoses with explosion-proof sheats (L= 2,50 mt.)
- **Under plate for mount hitch.**
- Accident prevention protections according to EC directives



A=1500 mm

Optionals

E017	Mount hitch & pins, made to measure (see at page 43)	\$1,714
E021	Factory application of your adapter for quick hitch (EU only)	\$427
W001	Hydraulic adjustment of rear hood*	\$807
W006	Kit Diverter Valve, ON/OFF, for 1 additional function with button panel	\$1,494
W002	Kit Diverter Valve, Proportional-Auxiliary, for 1 additional function with button panel	\$2,440
MT08	Hydraulic piston motor 63cc (surcharge) Oil-flows and pressures as displayed for the model ECF/SB	\$313
MT09	Hydraulic piston motor 80cc (surcharge) Oil-flows and pressures as displayed for the model EFX/SB	\$907

*the excavator must have an additional low pressure double-acting system, otherwise buy kit diverter valve

Mod.	cm	n°	l/min*	bar*	n°	A	B	C	Kg	min**	max**
EFX MD/SB 120	120	30	130-140	290-300	4	153	111	98	110	1155	1320
EFX/MD SB 140	140	36	130-140	290-300	4	173	111	98	110	1260	1420

* / ** / *** see at page n.4