




**“GOOD ENOUGH WON’T DO  
- IT MUST BE RIGHT.”**

**K.B. Danuser, Founder 1910**

## A HISTORY OF INNOVATION

- 1945** Post Hole Digger (Numbers 2 and 3 are still operational. We've lost track of number 1.)
- 1947** Our own Blade, designed and patented
- 1951** Post Driver
- 1958** Scarifier and Rake Attachments for the Blade
- 1964** 8200 Hydraulic Boring Head
- 1966** CD1 Compact Tractor Digger
- 1967** 8700 Hydraulic Digger
- 1970** Hole Digger Head Attachment
- 1975** 8400 and 8500 Hydraulic Diggers
- 1976** MS-1 (28" Log Splitter)
- 1977** MS-2 (48" Log Splitter)
- 1978** TP-16 (Trailer Powered Log Splitter)
- 1980** ES-1 (20" Electric Log Splitter)
- 1983** G20/40 Post Hole Digger
- 1984** Counter Coil Hydraulic Recoil Reduction Device
- 1986** HS-54 and HS-72 Hydraulic Scrapers
- 1990** 8300 and 8800 Hydraulic Diggers
- 1997** 8900 Hydraulic Digger
- 1997** Comp Coil Spring Recoil Reduction Device
- 2002** 1025, 1530, and 2035 PRO Hydraulic Earth Augers
- 2004** Expanded PRO Line
- 2006** J20/80 Post Hole Digger
- 2007** Postmaster/Slab Blaster, Auger Bucket, and Pallet Forks
- 2010** EP Series Auger Systems
- 2011** Wobble Augers
- 2012** Hammer Post Driver
- 2013** Concrete Breaker
- 2014** T3 Driver and Multi-Purpose Grapple
- 2015** Intimidator (Tree and Post Puller)
- 2017** Mega Mixer (Material Handling Bucket)
- 2018** Python Wire Winder
- 2019** Python Wire Unroller
- 2021** Stump Augers (10" and 16")
- 2022** Hornet Post Driver
- 2024** MAC Bucket (Material Handling Bucket)
- 2025** Mini MAC (Material Handling Bucket)
- 2026** Intimidator Relaunch (Intimidator, CT, & XL)





## TABLE OF CONTENTS

<b>Intimidator</b> • Tree & Post Puller .....	4
<b>Mega Mixer</b> • Material Handling Bucket .....	6
<b>MAC Bucket</b> • Material Handling Bucket .....	8
<b>Mini MAC</b> • Material Handling Bucket .....	10
<b>Hammer</b> • Post Driver .....	12
<b>Hammer CB40</b> • Concrete Breaker .....	15
<b>Hornet</b> • Post Driver .....	16
<b>T3</b> • Post Driver .....	18
<b>EP</b> • Auger System .....	20
<b>Wobble &amp; Stump</b> • Specialty Augers .....	24
<b>Python</b> • Fence Wire Handling .....	26
<b>Pallet Forks &amp; Multi-Purpose Grapple</b> .....	28

 **DANUSER**®

**2026 PRODUCT CATALOG**

# NOT JUST A TREE PULLER



## THE INTIMIDATOR® YOU TRUST, NOW TAKING PROVEN PERFORMANCE FURTHER

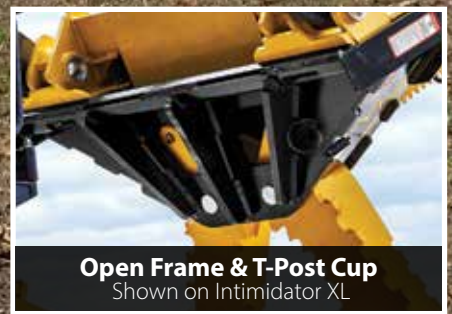
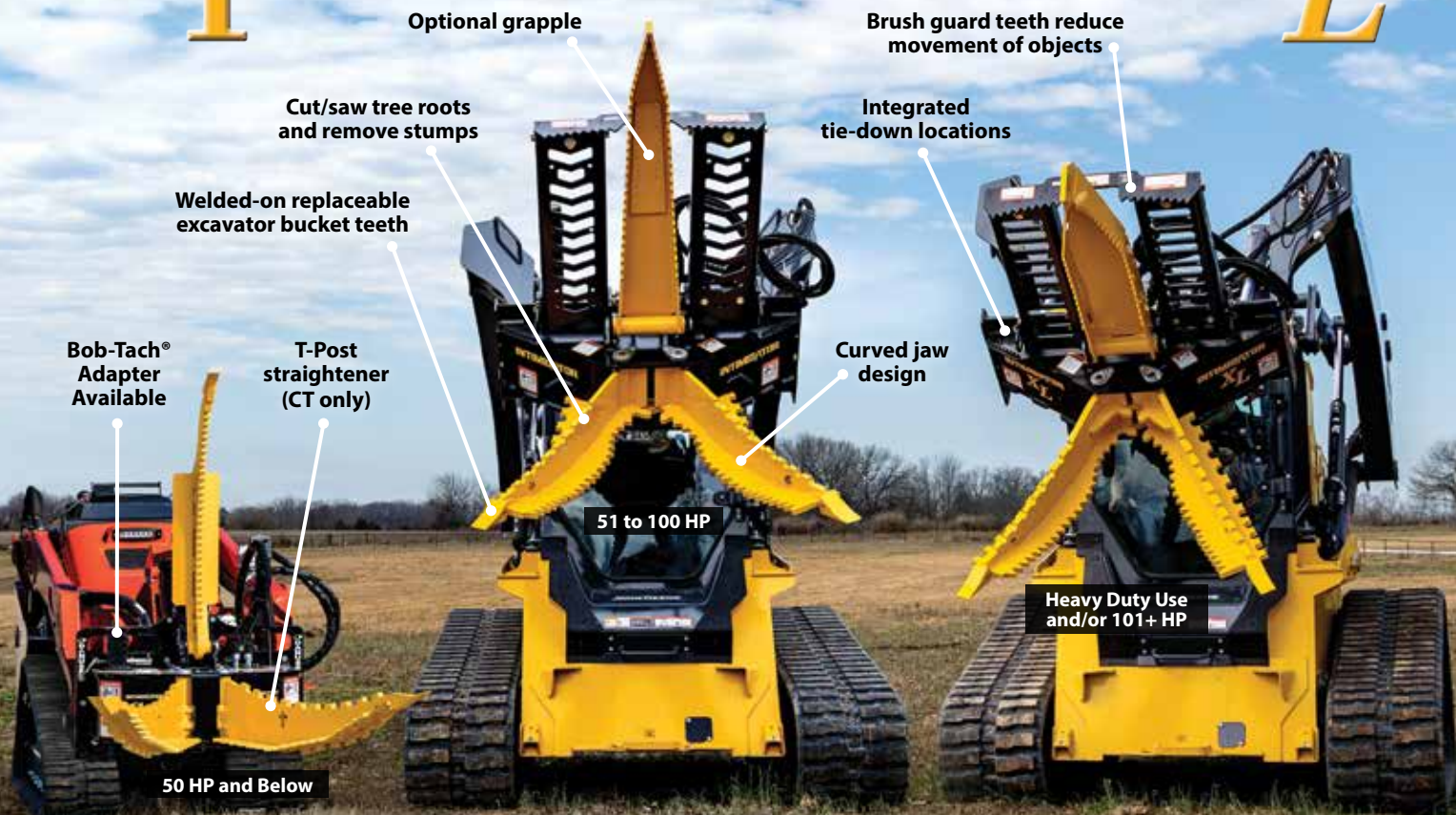
The expanded Danuser Intimidator® lineup delivers unmatched versatility, strength, and control for tree and brush removal across machines of every size. Now available in three models—the Intimidator, Intimidator CT, and Intimidator XL—this next-generation family brings improved jaw designs, enhanced digging performance, and smarter engineering that protects components and boosts productivity. Whether pulling trees or posts, moving materials, tackling demolition work, or excavating stumps, the Intimidator delivers dependable power, cleaner operation, and multi-purpose capability for tractors, skid-steers, or mini-track/skid loaders.

- Optional upper grapple jaw adds clamping and carrying capability
- Versatile, multi-purpose design combines the function of a tree/post puller, stump bucket, rock picker, material handler, and trailer mover
- Hitch receiver comes standard for added utility in moving trailers and equipment (not included with flat back mount options)
- Bidirectional saw teeth provide multi-direction digging and sawing, while the curved jaw design allows effective open-jaw digging around roots and dense material
- Rear-mounted 3" hydraulic cylinder and hoses are fully protected from limbs, debris, and impact for reliable operation
- Open-back frame enables fast, hassle-free clean out and provides easy access to key components for simpler maintenance
- Lower operating costs than a bulldozer and less effort than a chainsaw

### MOUNTING OPTIONS

	Intimidator CT	Intimidator	Intimidator XL
Skid-Steer Quick Attach	✓	✓	✓
Mini-Skid-Steer Quick Attach	✓		
John Deere 200/300/400/500 Series Quick Attach	✓		
Euro/Global Quick Attach		✓	
Flat Back (for custom fabrication to fit other mount styles)		✓	✓

# CT INTIMIDATOR<sup>®</sup> XL



## ACCESSORIES



**Front-End Loader  
Hose Kit**  
20': PN 256104  
25': PN 196056



**Intimidator CT  
2" Hitch  
Receiver Kit**  
PN 240510



**Intimidator &  
Intimidator XL  
2" Hitch  
Receiver Kit**  
PN 260050



**Intimidator CT  
Grapple Kit**  
PN 240509



**Intimidator  
Grapple Kit**  
PN 250204



**Intimidator XL  
Grapple Kit**  
PN 240304

# MEGAMIXER



## FROM THE JOB SITE TO THE FARM

### ELIMINATE BACKBREAKING LABOR WITH THE DANUSER MEGA MIXER!

Using the adjustable mounting brackets and pallet fork tine slots on both sides, conveniently dispense left or right. Built-in cutting edges and a robust design make the Mega Mixer well-suited for scooping from piles. This durable mixing bucket comes standard with dual safety grates, including integrated bag busters, which can be opened individually from either side of the bucket.

The Mega Mixer is built for efficiency, featuring a sturdy 8" diameter auger paired with a heavy-duty, low-speed, high-torque motor. It can dispense 3/4 yard of material (20 cubic ft.) in just 26 seconds – saving you time on the farm or job site. Each unit ships complete with hoses and flat face ISO couplers.

#### MATERIAL HANDLING

Concrete  
(up to 1" Slump)

Mortar

Grout

Asphalt

Washed Gravel  
(up to 1")

Dry Topsoil

Sand

Livestock  
Feed

Sawdust

Compost  
Manure

MIX | SCOOP | DISPENSE



3/4 yard capacity (up to 1 yard with optional hopper extension)

Convenient chute storage



Yardage markers



Steel Auger

Lockable discharge end, with optional hydraulic operated gate, limits spilling and allows for faster material mixing

Bearing-supported auger adds strength and reduces wear

Integrated cutting edges make scooping from piles easier

Heavy-duty, low-speed, high-torque motor connected directly to the auger

Mounts on either side for left or right discharge

Integrated fork pockets for use on a variety of vehicles

## MOUNTING OPTIONS

Skid-Steer  
Quick Attach  
Telehandler  
Pallet Forks

## ACCESSORIES



**Hopper Extension**  
PN 170095



**Funnel w/  
6" Hose Adapter**  
PN 230214



**Mega Mixer Chutes**  
24" PN 230205  
36" PN 230210



**Hydraulic Gate Kit**  
PN 230220

# MAC Bucket



Yardage markers



Steel Auger



Rubber Auger

Safety grate includes integrated bag busters

1/2 yard capacity  
(up to 3/4 yard with optional  
hopper extension)

Skid-steer quick attach  
mount on both sides  
for left or right discharge



All buckets come standard with  
two (2) 24" multi-link chutes



# TRANSPORT, MIX, AND DISPENSE CONCRETE, WILDLIFE FEED, AGRICULTURAL GRAINS, GRAVEL, ASPHALT, AND MORE!

With a 1/2 yard base capacity (13.5 cubic ft.), and a 3/4 yard extended capacity (20 cubic ft.), the MAC Bucket replaces the manual labor of moving and mixing materials and is perfect for tight conditions where larger equipment is not ideal. This mixing and conveying (MAC) bucket features a skid-steer quick attach mount on both sides of the bucket, which allows for discharge from both the left and right sides. It is designed with no discharge gate and with the ability to self-load from loose piles, making the MAC Bucket a true one-person operation. Each MAC Bucket comes standard with two (2) 24" multi-linked chute and two (2) hoses with flush-faced couplers (ISO 16028).

## MATERIAL HANDLING

### Rubber Auger

Concrete  
(up to 1" Slump)

Wildlife Feed

Agricultural  
Grains

### Steel Auger

Sand

Asphalt

Washed Gravel  
(up to 3/4")

**TRANSPORT | MIX | DISPENSE**



# POWERFUL MIXING & CONVEYING

## ACCESSORIES



**Hopper Extension**  
PN 230459



**MAC Bucket Chute - 24"**  
PN 11019



**Steel Auger Assembly**  
PN 11063



**Rubber Auger Assembly**  
PN 11047



**Front-End Loader Hose Kit**  
PN 196056



**Rubber Auger Replacement Kit**  
PN 11050

# COMPACT SIZE BIG RESULTS

## REPLACE MANUAL MATERIAL MIXING IN TIGHT SPACES!

With a 1/4 yard capacity (6.75 cubic ft.), the Mini MAC is engineered for powerful mixing and precise dispensing in tight spaces like backyards, basements, between buildings, and underground sites. Built for mini-track/skid loaders, this compact mixing and conveying (MAC) bucket features a mini-skid-steer quick attach mount on one end and a manual discharge gate on the other—delivering maximum functionality in a minimal footprint. Each Mini MAC bucket comes standard with one (1) 24" multi-linked chute and two (2) hoses with flush-faced couplers (ISO 16028).

# MINI MAC



# MATERIAL HANDLING

- Concrete (up to 1" Slump)
- Sand
- Wildlife Feed
- Agricultural Grains

TRANSPORT | MIX | DISPENSE



# ACCESSORIES



Mini MAC Chute - 24" PN 11019



All buckets come standard with one (1) 24" multi-link chute



Hybrid Auger

1/4 yard capacity

Safety grate includes integrated bag busters

Convenient chute storage



Available with your choice of mounts: the Common Industry Interface (CII) (PN 230402) or the Bob-Tach® system (PN 230403).

Manual discharge gate with rubber seal to prevent leaks



# MAXIMUM DRIVING FORCE

## THE ORIGINAL ONE-PERSON POST DRIVER

The Hammer offers powerful and reliable post-driving performance without the need for springs, hydraulic cylinders, or return lines. The hydraulic grapple option lets the operator grab a post off the ground, load it into the machine, and drive it into the ground without leaving the skid-steer seat, while the tilt option allows up to 20° tilt left or right.

- Free fall weight design creates smooth operation with less shock back to the vehicle
- 3/4" steel plate protects the top of the post from Hammer weight damage
- Delivers maximum impact force with every stroke
- Ability to short stroke to fine tune post depth
- Top of post is contained preventing kickout
- No setup required, it's ready to go to work
- 1-Year Warranty

### SPECIFICATIONS


For full specifications, visit [danuser.com](http://danuser.com)

Tilt	20° Left or Right
Machine Weight	915-1,245 lb.
Hammer Weight <sup>1</sup>	Standard 300 lb. (With additional weight kit: 500 lb. max.)
Length of Stroke	40"
Max. Strokes Per Minute	35
Hydraulic Requirements <sup>2</sup>	1,500-3,000 PSI 12 to 30 GPM
Max. Post Size	8.5" x 9.25"
Impact Force	Standard 49,000 lb. (With additional weight kit: 82,000 lb.)
Impact Energy	Standard 1,025 ft.-lb. (With additional weight kit: 1,709 ft.-lb.)

<sup>1</sup> Additional weight kit (PN 21163) adds 200 lb. to machine weight for 60% more impact force.

<sup>2</sup> Hammer will still operate on machines with less than 12 GPM with fewer strokes per minute.

SM40 with grapple option





## MOUNTING OPTIONS

**Skid-Steer  
Quick Attach**

**Front-End Loader**

**Euro/Global**

**Backhoe & Excavator**

Recommended 75 HP & above tractors.  
DO NOT exceed the tractor loader  
rated operating capacity. Use sufficient  
counterweights.

## ACCESSORIES / OPTIONS



### Floating Horseshoe Plate

PN 21212

Recommended for up to 5" diameter pipe. Aids in keeping the pipe centered in the driver and reduces wear and tear on machine. Does not interfere with the operation of the grapple. Works with T-post adapter.



### Guard Rail Plate

PN 21280

Recommended when driving 6" or 8" I-beams. Aids in keeping the guard rail from twisting and shifting.



### Donut Plate

PN 21395

Recommended for up to 5" diameter pipe. More effective than the Horseshoe Strike Plate in keeping the pipe centered and reduces wear and tear on the machine. When using the grapple, a helper is recommended to position pipe in the Hammer. Works with T-post adapter.



### Square Plate

4": PN 180005  
6": PN 180007

Recommended when driving 4" or 6" square wood posts.

### Grapple Option

May be added to any base model machine for one-person operation.

See danuser.com for part number.

### Tilt Option

May be added to any base model machine for tilt up to 20° left or right.

See danuser.com for part number.

### Additional Weight Kit

PN 21163

Adds 200 lb. to machine weight for 60% more impact force.

### T-Post Adapter

PN 21149

Required for driving T-posts.



### Concrete Breaker Kit

PN 21278

Replaces hammer weight with 500-lb. breaker attachment. Breaks up to 9" thick reinforced concrete. Delivers up to 82,000 lb. of impact force with each cycle. Kit includes additional hardware.



### Wiring Harness

For skid-steer models only.

Allows control of tilt function from vehicle joystick.

See danuser.com for part number.



### Battery Connection Wiring Harness

PN 21253



PD 5004D



## SM40

Skid-Steer Quick Attach Mounting Plate  
(Shown with grapple option)



## EM40

Offset Euro/Global Quick Attach  
Mounting Plate for Front-End Loaders



## LM40

Offset Skid-Steer Quick Attach  
Mounting Plate for Front-End Loaders



## EX40

Quick Attach Mounting Plate  
for Backhoes & Excavators

# BREAK THROUGH THE TOUGHEST JOBS

## PRECISION DEMOLITION WITH 82,000 LB. OF IMPACT FORCE.

The Danuser Hammer CB40 is a powerful concrete breaker designed for fast, efficient demolition of sidewalks, curbs, foundations, and more. Its 40" drop hammer delivers full-force impacts with every stroke, breaking up to 9" of reinforced concrete without the need for setup. With a focus on reliability and ease of use, the CB40 is built to keep your crew productive and your equipment protected.

- 🔧 82,000 lb. of impact force and 1,709 ft-lb. of impact energy
- 🔧 Free fall weight design creates smooth operation with less shock back to the vehicle
- 🔧 Anti-dry fire feature prevents unnecessary firing and improves durability of the machine
- 🔧 Operates on machines with 1,500–3,000 PSI and 12–30 GPM\*
- 🔧 No setup required, it's ready to go to work
- 🔧 Less maintenance and flying debris than traditional breakers
- 🔧 CB40 breaker kit available to convert any Hammer post driver into a concrete breaker
- 🔧 1-Year Warranty

\* Breaker will still operate on machines with less than 12 GPM, but with fewer strokes per minute








# DRIVE LIKE A PRO...

## ...EVEN ON YOUR OWN

The Hornet is a quick and powerful post driver, featuring a jackhammer-style power cell for controlled, high-speed performance. Its hydraulic grapple enables one-person operation, making it a versatile all-in-one solution for post installation.

Standard flow control valve allows for use on a wider range of hydraulic systems, including high-flow machines, without accelerated wear on the driver. Additional weight kit option (skid-steer models only) helps fine tune the weight of the driver to match the operating capacity of the vehicle and increases driving speed up to 50%.

-  Tilt option allows 20° tilt left or right
-  Choose a domed, flat, or railroad tie flat (T8-RR only) driving tool
-  Tool-less quick change eliminates the need for hammer and punch when changing driving tools
-  Skid-steer mounted machine includes a post holder frame with tie down for transporting posts/pipe
-  1-Year Warranty



## SPECIFICATIONS

For full specifications, visit [danuser.com](http://danuser.com)

Hornet	Model T7	Model T8-RR
Base Weight	Skid-Steer Mount: 1,290 lb. Backhoe & Excavator Mount: 975 lb.	Skid-Steer Mount: 1,485 lb. Backhoe & Excavator Mount: 1,150 lb.
Max. Strikes per Minute	500-900	400-800
Hydraulic Requirements	2,000 - 3,500 PSI 10-30 GPM	2,200 - 3,500 PSI 13-30 GPM
Driving Tool Inside Diameter (Max. Post Size)	Domed: 7.27" Flat: 7.27"	Domed: 8.27" Flat: 8.27" Railroad Tie (Flat): 12.3"
Excavator Weight*	9,000 lb. and over	13,500 lb. and over
Energy Class	750 ft.-lb.	1,150 ft.-lb.
Mounts	Skid-Steer, Backhoe & Excavator Quick Attach (not for front-end loaders)	

\*Do not exceed the rated operating capacity of your vehicle. The addition of a Hornet and its mount adds up to 1,600 lb. of additional weight. Verify that the vehicle has sufficient lifting capacity in each of the different vehicle positions. On Hornets with a grapple, the post weight will need to be considered as additional weight for lifting capacity considerations.



## MODEL TYPES

**T7:** T-post to 7" O.D. post or pipe

**T8-RR:** T-post to 8" O.D. post, pipe, or railroad tie



## ACCESSORIES / OPTIONS

### Driving Tools

Domed: (T7: PN 196067 / T8-RR : PN 196074) Suitable for all types of posts and pipe.

Flat: (T7: PN 196067F / T8-RR: PN 196074F) Generally used for wood posts.

T8-RR Railroad Tie Flat: (PN 196074R) Generally used for 7"x9" railroad ties or other posts up to 12" diameter.



### Grapple Option

May be added to any base model machine for one-person operation.

See danuser.com for part number.

### Tilt Option

May be added to any base model machine for tilt up to 20° tilt left or right.

See danuser.com for part number.

### Additional Weight Kit

With Tilt: PN 214201

Without Tilt: PN 200076

For skid-steer models only.



### Wiring Harness

For skid-steer models only.

Allows control of tilt function from vehicle joystick.

See danuser.com for part number.

### Battery Connection Wiring Harness

PN 21253



\*When storing skid-mounted Hornets, the driving tool must be re-installed.



### T-Post Adapter

PN 21149

Required for driving T-posts. If using Domed Driving Tool, must order T-Post Adapter Domed Driving Tool Kit (PN 220011).



### \*Concrete Breaker

T7: PN 236080

T8-RR: PN 236082

Use to break rock and reinforced concrete. Tool has amoil style point.



### \*Rock Spike

T7: PN 236089

T8-RR: PN 236090

Use to create pilot holes for posts in rocky areas. Overall length 60".

## BACKHOE & EXCAVATOR MOUNTS



Tool-less quick-attach system

Three-hole adjustment for vehicle clearance

Mounts sold separately from base unit



PN 240289

Optional adapter allows excavator-mounted Hornet to be used on CTL/skid-steers

PD 5002D

# T<sub>3</sub> DRIVER<sup>®</sup>

## THE T3 POST DRIVER IS A SMALL DRIVER THAT DELIVERS BIG TIME RESULTS!

The T3 Driver will drive T-posts up to a 3" O.D. pipe at a rate of up to six strikes per second. The top of the post is fully contained to prevent kick out and protected from damage by the strike plate. Use your tractor, CTL/skid-steer, mini-track/skid loader, mini-ex, loader, or backhoe to carry the weight of the driver. This is an ideal post driver for most farmers, ranchers, fencing contractors, and rental yards.



## EFFORTLESS POST DRIVING



## ACCESSORIES



### Extra Mount Bracket

PN 21302

Bolt-on/weld-on bracket that mounts to a flat surface



### Tilt Bracket Assembly

PN 21301

Tilt left or right up to 20°



### Front-End Loader Hose Kit

PN 196056

### Plumb Bob

PN 21356



Provides vertical line reference for operator

## FEATURES

- 6 strikes per second up to 30 GPM
- Drives T-posts, tent stakes, signposts, and up to 3" O.D. pipe
- Versatile mounting options are available for quick attach systems, as well as a bolt-on/weld-on bracket that mounts to a flat surface. (All mounts are interchangeable with the T3 and tilt bracket.)

## MOUNTING OPTIONS



### Bobcat MT Quick Attach Mount

PN 240607



### Mini-skid Quick Attach Mount

PN 220240



### Backhoe & Excavator Quick Attach Mounts

See [www.danuser.com](http://www.danuser.com) for more information.



### Skid-Steer Quick Attach Mount

PN 21305

Equipped with offset mounting for front-end loaders



(Shown Arm Retracted)

### Skid-Steer Offset Quick Attach Mount

PN 21355

Telescopes left or right 5' from center in 6" increments. Allows operator to drive parallel with fence



(Shown Arm Extended)



### John Deere 200/300/400/500 Series Quick Attach Mount

PN 21304



### Euro/Global Quick Attach Mount

PN 21303



# PLANETARY POWERHOUSE

## DESIGNED TO DIG DEEPER AND LAST LONGER

The EP is built with a Danuser engineered planetary with up to 42% more output torque than the competition. Hoses routed out the top of the drive unit, secured with bulkhead nuts, allow for deeper digging in tighter spots with better hose protection. Backed by a 5-year warranty on the drive unit and lifetime coverage for spindle pullout, the EP is built to handle the toughest jobs.

- 🔧 Convenient check and fill plugs for quick service
- 🔧 Output spindle manufactured as a single piece
- 🔧 Mounts available for skid-steer, mini-skid-steer, front-end loader, backhoe, and excavator
- 🔧 Skid-steer quick attach mounts fit both skid-steers and front-end loaders
- 🔧 Hose holder spring kit included on skid-steer and offset tractor loader mounts
- 🔧 All drive units ship with 45° hose fittings installed
- 🔧 Compatible with 2" hex auger bits
- 🔧 Comes with auger retaining bolt

EP615	
Output Speed	
GPM	RPM
6	36
8	48
<b>10</b>	<b>60</b>
<b>12</b>	<b>73</b>
<b>14</b>	<b>85</b>
15	91
Output Torque	
PSI	FT.-LB.
2,000	1,014
2,500	1,267
3,000	1,520
3,500	1,774
Max. Auger Dia.: 24" Hyd. Flow: 6-15 GPM Max. Hyd. PSI: 3,500	Gearbox Ratio: 3.86:1 2" Hex No Case Drain Req'd

EP1020	
Output Speed	
GPM	RPM
10	48
<b>12</b>	<b>58</b>
<b>14</b>	<b>68</b>
<b>16</b>	<b>77</b>
18	87
20	97
Output Torque	
PSI	FT.-LB.
2,000	1,270
2,500	1,587
3,000	1,904
3,500	2,222
Max. Auger Dia.: 30" Hyd. Flow: 10-20 GPM Max. Hyd. PSI: 3,500	Gearbox Ratio: 3.86:1 2" Hex No Case Drain Req'd

EP1530	
Output Speed	
GPM	RPM
15	49
<b>18</b>	<b>59</b>
<b>20</b>	<b>65</b>
<b>24</b>	<b>78</b>
28	92
30	98
Output Torque	
PSI	FT.-LB.
2,000	1,874
2,500	2,342
3,000	2,811
3,500	3,279
Max. Auger Dia.: 36" Hyd. Flow: 15-30 GPM Max. Hyd. PSI: 3,500	Gearbox Ratio: 3.86:1 2" Hex No Case Drain Req'd

Yellow-shaded areas indicate recommended operating ranges.

Output speed and torque specifications are based on theoretical values and are provided for comparative purposes only.

# EP<sup>®</sup>

615 • 1020 • 1530 • 2035

## EP2035

### Output Speed


GPM	RPM
20	48
22	53
26	63
30	73
32	78
35	85

### Output Torque

PSI	FT.-LB.
2,000	2,529
2,500	3,161
3,000	3,794
3,500	4,426

Max. Auger Dia.: 36"      Gearbox Ratio: 3.86:1  
 Hyd. Flow: 20-35 GPM      2" Hex  
 Max. Hyd. PSI: 3,500      No Case Drain Req'd

# AUGERS



## FAB (Light-Duty)

Light to Moderate Ground Conditions

### Available Diameters

4", 6", 8", 9", 10", 12", 15", 16", 18", 20", 24", 30", 36"

## CAST (Heavy-Duty)

Difficult Ground – Fracturable Rock, Asphalt, Frozen Ground, Heavy Clay, & Compacted Soils

### Available Diameters

6", 8", 9", 10", 12", 15", 16", 18", 20", 24", 30", 36", 42", 48"

## BULLET ROCK

Solid Rock, Concrete, Fracturable Rock, Asphalt, Frozen Ground, & Compacted Soils

### Available Diameters

4.5", 6", 8", 9", 10", 12", 15", 18", 24", 30", 36"

**NOTE:** As with all rock augers, performance depends upon down force and torque applied to the auger.

Auger lengths are available in a standard 4' size, with additional options of 3', 5', and 6'. Custom length augers available upon request.

# FISHTAIL POINTS



D

HF

C

## GAGE - Fab & Cast (Outside)



D

HF

## WISDOM - Fab (Inside)



D

HF

C

## CHISEL - Cast (Inside)



D

HF

C

Dirt = D

Hardfaced = HF

Carbide = C

# TEETH





## SPECIALTY AUGERS




### TREE

Tree and Shrub Planting

Available Diameters

18"-9", 24"-12", 30"-15", 36"-18"



### ROCK DRILL

Pilot Holes or Setting Posts  
up to 2" O.D. in Solid Rock

## MOUNTING OPTIONS



### Skid-Steer / Front-End Loader Quick Attach

PN 180415  
Center & Offset



### Offset Quick Attach Front-End Loader Mounts

PN 190053 - John Deere 200-500 Series  
PN 190052 - Euro/Global (not shown)



### Mini-Skid-Steer Mounts

PN 200185 - Mini-skid-steer  
PN 200207 - Bobcat MT



### Backhoe & Excavator Pin-On Mounting Kits



### Backhoe & Excavator Quick Attach Mounting Kits



### Bolt-On Bucket

PN 190203



# WOBBLE AUGER

## THE DIRTLESS DIGGING SOLUTION

Danuser's patented Wobble Auger digs through tough ground conditions without leaving a dirt pile mess at the top or bottom of the hole.

### PUSHES THROUGH

Dirt  
Sand  
Clay  
Asphalt

Compacted Rock  
Embedded Rock  
Frozen Ground

Available Diameters  
4", 6", 9"

**NOTE:** We recommend the 9' Wobble Auger be used on a skid-steer with an operating load or rated operating capacity of 2,250 lb. or greater, utilizing an auger drive with 2,000 ft. lb. of torque or greater.



# STUMP AUGER

## THE CUTTING EDGE BEHIND CLEANUP

- 2" hex collar
- Reversible/indexable hardened steel cutting blades allows for more cutting per blade
- Hardened steel pilot with cutting blades
- 10" and 16" diameter options
- 10" for use with 1,700 ft.-lb. of torque and higher drive units
- 16" for use with 3,000 ft.-lb. of torque and higher drive units
- Overall length: 27" for both sizes



# TAKE THE BITE OUT OF ROLLING UP FENCE WIRE

## WIRE WINDER

The Python Wire Winder uses an auger system to effortlessly roll up fence wire, making it more manageable for handling and transportation.

- ☛ Can roll up to 3/4 mile of barbed wire (12.5 gauge) or six miles of smooth wire (14 gauge)
- ☛ 2" hex connection mounts to existing hydraulic auger drive (not for PTO use)
- ☛ Two (2) tie wire locations
- ☛ Ten (10) slot locations to start wire
- ☛ Tool-less operation
- ☛ Convenient retention pin holder locations
- ☛ Roll multiple wires at one time

**NOTE:** To be used ONLY with front-mounted hydraulic auger drives.





# PYTHON<sup>®</sup>

## WIRE UNROLLER

The Python Wire Unroller easily unrolls new and Python-rolled spools of wire for faster fencing.

- Unrolls barbed or smooth wire
- Connects to a 2" receiver hitch
- Optimal clearance for open tailgates providing easy access to cargo area
- Built-in wire tensioner cleats for stretching and holding wire for desired tightness
- Controlled spinning to prevent backlash
- Angled design of hitch connection gives the Python Wire Unroller an additional 9-1/2" of ground clearance for work in uneven terrain





# LOCK & LOAD

Danuser offers pallet forks for a number of different quick attach systems. Expand the functionality of your pallet forks to carry logs, rocks, pipe, brush, debris, hay bales, fence posts, and more. Two options fit most pallet fork frame brands. The Multi-Purpose Grapple bolts on with no frame modifications required. Its unique design allows the grapple jaw to be quickly pinned in the upright position for normal pallet forks use.

## PALLET FORKS

- 🌀 Heavy-duty rail style frame supports up to 6,000 lb.
- 🌀 Excellent operator visibility through frame, brick guard, & grapple
- 🌀 Multiple tie-down locations on frame
- 🌀 Flip-up latch style tine adjustments
- 🌀 4,200 lb. or 5,500 lb. tine capacities
- 🌀 48" tine length
- 🌀 2-Year Warranty

## CUSTOMIZATION



**Pallet Fork Customization**  
Personalized brick guards available  
(for sets of 10 or more)

## SKID-STEER QUICK ATTACH MOUNTS



Full Brick Guard

Walk-Thru Brick Guard

## FRONT-END LOADER QUICK ATTACH MOUNTS



Euro/Global Loader

John Deere  
200/300/400/500  
Series Loaders


John Deere 600/700  
Series Loaders



## GRAPPLE POSITIONS

### Full Brick Guard

Shown with grapple option in max. opened position



### Walk-Thru Brick Guard

Shown with grapple option in working position



### Full Brick Guard

Shown with grapple option in locked/stored position



## MULTI-PURPOSE GRAPPLE

- 🌀 Grapple can be locked and stored for normal pallet forks use (no tools required)
- 🌀 Easily carry rocks, brush, logs, and more
- 🌀 Maximum grapple opening of 55"
- 🌀 Produces up to 9,500 lb. of force to secure loads
- 🌀 1-Year Warranty

# DANUSER FAMILY LEGACY

## THE BEGINNING

To give you a short history of Danuser Machine Company, LLC., we give you our father Jerry's words. "I must start with my grandfather, Kasper Berry Danuser, who was a Swiss emigrant. One of ten children, he came to this country in 1880. He produced the first piece of farm equipment that carried the name Danuser: a farm wagon built in the town of Readsville, Missouri, around 1905. In 1906, he moved his family to Auxvasse where my father, Henry, was born in 1908. The Danuser family moved to Fulton in 1910, and the original shop was located on our present plant site. In addition to the general repair work so common to shops of that time, he thrashed grain with steam power in the summertime and saw-milled in the off-season.

## THE JOURNEY

During his college years, my father rebuilt a Ford automobile that had only four original parts left when he got through with it. He then drove this creature to Salt Lake, up to Yellowstone Park, and back home—a pretty rugged trip even by today's standards. He later went to Wichita and became associated with Stearman Aircraft Company, and the President, Mr. Lloyd Stearman, was chief test pilot. With the winter season in Wichita and nearly 20 aircraft companies with no government business to carry them, they simply shut down. Dad then worked his way to Europe in 1930 by feeding a cargo of mules. He was gone about five months when he ran out of money. He convinced the captain of a tramp freighter that he could assist him in running his boat with no pay, only passage home. However, to make him an employee of the South Atlantic Steamship Company, they did pay him . . . one penny!

When he returned home, he worked with his father and acquired a unique automotive piston ring for distribution over the state of Missouri. This Cord Piston Ring would stop the excessive use of oil, and nearly every piston ring company uses such a design today.

Dad married Lillian Hill Hamilton on December 4, 1932, after installing a set of piston rings until 2:00 that morning so he could afford to pay for the wedding ceremony.

"My father purchased the company after his father's death in 1937. At that time, we were still a carryover of Granddad's blacksmith shop doing maintenance and repair work.

Dad's first product was a portable air compressor. Dad then designed and built a tree-moving machine. In 1941, Danuser built the first rear-mounted Blade in the United States for a tractor. We have followed these early products with a number of introductions over the years.

From 1947 to 1957, we built Diggers for Ford Motor Company. We built Blades for J. I. Case Company from 1956 to 1969. This was all big business to a company our size. In 1960 alone, we built 1,000 Blades for Case. We have had similar arrangements with Oliver and International Harvester. We sold 5,000 Blades to Harvester. We have been very productive in our OEM business for many years, since back in the 1940s. The Ball Joints, Klik-Pins, and Clevis Pins have grown to a large customer list of agricultural and non-agricultural users. Our implements are shipped to distributors worldwide. In 1968, we were awarded the Presidential 'E' Award for export, which means 10% of our business had to be in export, and we continue to progress in this area.

We are enthusiastic here...optimistic really, and busier than ever. Even though we are now well over 100 years old, I feel we are a young company, a flexible company.

My father and mother are both deceased. My father passed away in 1975 and my mother in 1978. I became President in 1976, and like my grandfather and father before me, nothing would happen without TEAMWORK. Danuser would not be what it is today without the fine staff of people and the conscientious desire of our employees to build a better mousetrap. There is a sign in our plant we often refer to, and my grandfather's words hold true today: 'Good enough won't do - it must be right.' We believe it!"

## STILL MAKING HISTORY

We are the fourth generation in this family-owned business and are pleased and proud to assure the continuation of quality products for our customers and continued employment for our employees.

As we've grown, we've watched our average length of employment reduce. While we still have a few employees with over 40 years of service, we celebrate the fact we've had two retire with over 50 years of service. We are proud of our history, our people, our facilities, and our products. We're addressing the expansion needs of today and thinking about our needs for the next 100 years. We firmly believe a fourth-generation, family-owned business survives this long because of one word: quality.

**Glenn Danuser, Co-Owner**  
**Janea Danuser, Co-Owner**





# **DANUSER**

500 E 3rd St. • P.O. Box 368  
Fulton, MO 65251

(573) 642-2246 • sales@danuser.com

**WWW.DANUSER.COM**





We are a 4th generation family-owned and operated business; we pride ourselves on our commitment to building quality attachments. With a full in-house engineering staff and a rigorous testing program, we ensure every product meets the highest standards before going to market. Our wide-ranging manufacturing facility allows us to design unique and niche attachments, while our dedication to superior customer service and continued support after the sale sets us apart. We are committed to the next 100 years of growth and innovation.

Sincerely,  
*Glenn Danuser*

“Good enough won’t do – it must be right.”



Scan for how to buy, videos,  
and to connect with us.