



# IDEAL

2024 PRODUCT CATALOG



POST POUNDERS | 3-POINT | ATV  
[idealfarmequipment.com](http://idealfarmequipment.com)

# ABOUT US



IDEAL is where innovation meets durability in compact commercial-grade implements designed for both agricultural and industrial applications. Our commitment to customer satisfaction is reflected in our dedication to producing a broad assortment of products that combine quality and affordability. With years of experience and unwavering dedication to excellence, IDEAL Farm Equipment remains your trusted partner in enhancing productivity and driving success in the field.

Our product line began in 2018 with post pounders and since 2020 encompasses a wide array of essential equipment, including rotary cutters, mowers, ground-breaking implements, gravel grading and smoothing tools, snow pushers, and a variety of UTV and ATV implements. Whether you're tending to a growing farm or tackling construction projects, our equipment is engineered to deliver optimal performance, efficiency, and reliability, ensuring you get the job done with precision and ease.

## SINCE 2018

## PRODUCT INDEX

100 Series Post Pounders .....	4
200 Series Post Pounders .....	6
<b>NEW</b> Rotary Cutters .....	8
Finish Mowers .....	10
Disc Mower .....	11
<b>NEW</b> Box Blades .....	12
Land Graders .....	14
<b>NEW</b> Landscape Rakes .....	16
<b>NEW</b> Grader Blades .....	17
Disc Harrows .....	18
Moldboard Plows .....	19
<b>NEW</b> Rotary Tillers .....	20
Middle Busters .....	22
Field Cultivators .....	23
Boom Poles .....	24
Carry All .....	25
Trailer Mover .....	26
Fertilizer Spreaders .....	27
Wire Unroller .....	28
Wire Fence Stretcher .....	29
Hay Forks .....	30
Hay Spears .....	31
Pallet Forks .....	32
Snow Pusher .....	33
Bucket Rake .....	34
Manure Spreader .....	35
Disc Cultipacker .....	36
UTV Disc Harrow .....	37
Flip Disc .....	38
UTV Fertilizer Spreader .....	39



## 100 SERIES POST POUNDERS

The 100 Series Vibrating Post Drivers makes a tough job simple, saving time and money. Featuring up to a 1150 ft-lb rating for easy operation in a variety of ground conditions, and up to 900 blows per minute makes quick work of any job.

	10100	10110
WEIGHT	1144 LBS	1250 LBS
ENERGY CLASS	750 FT-LB	1150 FT-LB
MIN. LIFTING CAPACITY	2500 LBS.	2500 LBS.
OIL FLOW REQUIRED	11-24 GPM	13-24 GPM
WORKING PRESSURE	2000 PSI	2200 PSI
BLOW RATE (BPM)	UP TO 800	UP TO 900
SHAFT DIAMETER	2.88"	3"
DOMED CUP DIAMETER	8"	9"



SIMPLE REMOTE OPERATION

### TAVID TILT ATTACHMENT

Adding a TAVID Tilt Attachment to your skid steer gives the ID100 series post pounders added tilt correction for uneven ground or a 3rd range of motion when using other implements.

WEIGHT	382 LBS
TILT (LEFT OR RIGHT)	15°



# 200 SERIES POST POUNDERS

A powerful 14hp commercial Kohler engine powers a hydraulic operated mast with a 750 lb. hammer. Sixteen inches of travel ensures accurate post placement and can drive a 12" diameter post up to 12' long. A simple joystick operation and large post bin lets you work quickly.


### ID205 & ID210

WEIGHT	3300 LBS
TILT (LEFT OR RIGHT)	30°
TILT (FRONT/BACK)	27°
HAMMER WEIGHT	750 LBS.
TRANSPORT HEIGHT	98"
TRANSPORT WIDTH	33"
TRANSPORT LENGTH	118"
TOTAL MAST STROKE	67"
DRIVE OPTIONS	14HP KOHLER
HAMMER HEIGHT (MAX)	156"
HAMMER HEIGHT (MIN)	46"
TIRES	ST225 / 75R15

Note: The ID205 is electric start, while the ID210 is pull start.




### ADJUSTABLE POSITIONING FOR ANY TERRAIN





# ROTARY CUTTERS

IDEAL Farm Equipment's Rotary Cutter is designed for cutting rough plant material. Thick grass and saplings are no match for this implement. Use it to create trails, mow fields and clear for wildlife. The heat-treated 2-inch blades can easily handle branches. A stump jumper prevents any potential gearbox or blade damage.



**NEW**

DESCRIPTION	LIGHT-DUTY 4' ROTARY CUTTER	STANDARD-DUTY 5' ROTARY CUTTER	STANDARD-DUTY 6' ROTARY CUTTER	MEDIUM-DUTY 6' ROTARY CUTTER	MEDIUM-DUTY 7' ROTARY CUTTER
ITEM #	RC4LDID	RC5SDID	RC6SDID	RC6MDID	RC7MDID
TRACTOR HORSEPOWER REQUIRED	18-45	20-50	25-80	28-65	45-90
APPROX. WEIGHT	463 LBS.	530 LBS.	623 LBS.	761 LBS.	1,100 LBS.
LENGTH (INCLUDES TAILWHEEL)	77"	86"	93"	112"	124"
WIDTH (OVERALL)	51"	64"	75"	75"	88"
CUTTING WIDTH	48"	60"	72"	72"	84"
CUTTING HEIGHT	1.5-9"	1.5-9"	1.5-9"	1.5-9"	3-11"
CUTTING CAPACITY	UP TO 1"	UP TO 1"	UP TO 1"	UP TO 1"	UP TO 1"
DECK HEIGHT	7.5"	7.5"	7.5"	7.5"	9.8"
DECK MATERIAL THICKNESS	12 GA.	12 GA.	12 GA.	11 GA. WITH 3/16" REINFORCED SIDES	10 GA.
HITCH	CAT 1	CAT 1	CAT 1	CLEVIS STYLE CAT 1	CLEVIS STYLE CAT 1 & 2
QUICK HITCH COMPATIBLE	YES	YES	YES	YES	YES
POWER TAKE-OFF SPEED	540	540	540	540	540
GEARBOX	45 HP CAST IRON HOUSING, PRECISION FORGED STEEL GEARS	45 HP CAST IRON HOUSING, PRECISION FORGED STEEL GEARS	45 HP CAST IRON HOUSING, PRECISION FORGED STEEL GEARS	65 HP HD CAST IRON HOUSING, PRECISION FORGED STEEL GEARS	65 HP HD CAST IRON HOUSING, PRECISION FORGED STEEL GEARS
GEARBOX LUBRICATION	EP 80-90W GEAR OIL	EP 80-90W GEAR OIL	EP 80-90W GEAR OIL	EP 80-90W GEAR OIL	EP 80-90W GEAR OIL
GEARBOX LUBRICATION CAPACITY	23 OZ.	23 OZ.	23 OZ.	23 OZ.	23 OZ.
STUMP JUMPER	1/8" THICK, ROUND 22.3" PAN-TYPE	1/8" THICK, ROUND 22.3" PAN-TYPE	1/8" THICK, ROUND 22.3" PAN-TYPE	HD 28.5" DIAMETER BLADE PAN	HD 32.5" DIAMETER BLADE PAN
BLADES	1/2" X 3" HEAT-TREATED FREE SWINGING W/ SUCTION LIFT	1/2" X 3" HEAT-TREATED FREE SWINGING W/ SUCTION LIFT	1/2" X 3" HEAT-TREATED FREE SWINGING W/ SUCTION LIFT	1/2" X 3" HEAT-TREATED FREE SWINGING W/ FULL LENGTH SUCTION LIFT	0.5" X 4" HEAT-TREATED FREE SWINGING W/FULL LENGTH SUCTION LIFT
BLADE TIP SPEED	9,982 FT./MIN.	12,478 FT./MIN.	14,974 FT./MIN.	14,955 FT./MIN.	14,380 FT./MIN.
DRIVELINE	ASAE CAT 4 SHEAR BOLT PROTECTION	ASAE CAT 4 SHEAR BOLT PROTECTION	ASAE CAT 4 SHEAR BOLT PROTECTION	HD SLIP CLUTCH PTO W/ ERGONOMIC QUICK COUPLER	HD SLIP CLUTCH PTO W/ ERGONOMIC QUICK COUPLER
DRIVELINE PROTECTION OPTIONS	SHEAR BOLT	SHEAR BOLT	SHEAR BOLT	SLIP CLUTCH	SLIP CLUTCH
TAILWHEEL	15" LAMINATED TIRE	15" LAMINATED TIRE	15" LAMINATED TIRE	15" LAMINATED TIRE	DUAL 15" LAMINATED TIRE
SAFETY GUARDS	OPTIONAL RUBBER FRONT/ METAL REAR	OPTIONAL RUBBER FRONT/ METAL REAR	OPTIONAL RUBBER FRONT/ METAL REAR	FRONT AND REAR CHAIN GUARDS (STANDARD)	FRONT AND REAR CHAIN GUARDS (STANDARD)
SHEAR BOLT	1/2" X 3-1/2" GRD 2 HEX BOLT	1/2" X 3-1/2" GRD 2 HEX BOLT	1/2" X 3-1/2" GRD 2 HEX BOLT	-	-

# FINISH MOWERS

Looking for a perfectly-manicured lawn? Look no further than the IDEAL Farm Equipment Finish Mower. This finish mower works best in ankle-deep grass, and includes a free-floating hitch to guarantee the contours of the land don't affect its ability to mow evenly.



DESCRIPTION	STANDARD-DUTY 5' FINISH MOWER	STANDARD-DUTY 6' FINISH MOWER
ITEM #	FMSSDID	FMSSDID
TRACTOR HORSEPOWER REQUIRED	20-60	20-60
APPROX. WEIGHT	628 LBS.	670 LBS.
LENGTH	71"	73"
CUTTING WIDTH	60"	72"
HEIGHT	34"	34"
GEARBOX	CAST IRON HOUSING W/ HEAT-TREATED GEARS	CAST IRON HOUSING W/ HEAT-TREATED GEARS
BLADE SPINDLES	3 CAST IRON HOUSINGS / GREASABLE BEARINGS	3 CAST IRON HOUSINGS / GREASABLE BEARINGS
DISCHARGE	REAR	REAR
CUTTING HEIGHT	.75-5.25" ADJUSTABLE BUSHINGS	.75-5.25" ADJUSTABLE BUSHINGS
PTO SPEED	540 RPM	540 RPM
CASTER WHEEL	10" DIAMETER TIRES X 3.15" WIDE WITH NYLON BUSHING	10" DIAMETER TIRES X 3.15" WIDE WITH NYLON BUSHING
HITCH	CAT 1	CAT 1
QUICK HITCH COMPATIBLE	YES	YES

# DISC MOWERS

IDEAL Equipment's Disc Mower is the best option for efficiently cutting hay. This implement gives you a clean, even cut over rough ground with no clogging. Each oval shaped disc with two knives gives you maximum overlap and the blades are easy to remove and replace. The mower's design allows the cutter bar to ride evenly over rough terrain.



DESCRIPTION	MEDIUM-DUTY 7' DISC MOWER	MEDIUM-DUTY 8' DISC MOWER	MEDIUM-DUTY 9' DISC MOWER
ITEM #	DM7DMID	DM8DMID	DM9DMID
TRACTOR HORSEPOWER REQUIRED	40-150	45-150	55-150
APPROX. WEIGHT	874 LBS.	975 LBS.	1,144 LBS.
PTO DRIVE	540 RPM	540 RPM	540 RPM
DISC COUNT	5	6	7
KNIVES	10	12	14
CUTTING WIDTH	6'6"	7'9"	9'
HITCH	CAT 1 AND 2	CAT 1 AND 2	CAT 2



## BOX BLADES

IDEAL's Box Blades will fit your every need. They're great for work on driveways, potholes, washouts and ruts. The heavy-duty ripper shanks are adjustable to break up even the hardest dry ground. They work in reverse with the same great results.




**NEW**

DESCRIPTION	LIGHT-DUTY 4' BOX BLADE	STANDARD-DUTY 5' BOX BLADE	STANDARD-DUTY 6' BOX BLADE	MEDIUM-DUTY 6' BOX BLADE	MEDIUM-DUTY 7' BOX BLADE	MEDIUM-DUTY 8' BOX BLADE
ITEM #	BB4LDID	BB5SDID	BB6SDID	BB6MDID	BB7MDID	BB8MDID
TRACTOR HORSEPOWER REQUIRED	15-28	18-35	20-45	20-50	25-65	25-65
APPROX. WEIGHT	245 LBS.	395 LBS.	445 LBS.	459 LBS.	495 LBS.	611 LBS.
WORKING WIDTH	49.25"	60.75"	72.75"	73.5"	85.5"	97"
HEIGHT	31"	34"	34"	34"	34"	34"
HEIGHT OF MOLD BOARD	12.75"	17"	17"	17"	17"	17"
DEPTH OF BUCKET	18"	22"	22"	22"	22"	24"
A-FRAME MATERIAL	0.375" STEEL	0.5" STEEL	0.5" STEEL	0.375" STEEL	0.375" STEEL	0.375" STEEL
HITCH	LIMITED CAT 1	CAT 1	CAT 1	CAT 1	CAT 1	CAT 1
QUICK HITCH COMPATIBLE	YES	YES	YES	YES	YES	YES
CUTTING EDGES	2- 3/8" X 6" HIGH CARBON HEAT-TREATED BLADES (REPLACEABLE)	2- 3/8" X 6" HIGH CARBON HEAT-TREATED BLADES (REPLACEABLE)	2- 3/8" X 6" HIGH CARBON HEAT-TREATED BLADES (REPLACEABLE)	2- 3/8" X 6" HIGH CARBON HEAT-TREATED BLADES (REPLACEABLE)	2- 3/8" X 6" HIGH CARBON HEAT-TREATED BLADES (REPLACEABLE)	2- 3/8" X 6" HIGH CARBON HEAT-TREATED BLADES (REPLACEABLE)
VERTICAL SHANK POSITION	3 POSITION / AND REMOVABLE (1.5" INCREMENTS FROM 3" ABOVE SIDE PLATES TO 3" BELOW SIDE PLATES)	4 POSITION (1.5" INCREMENTS FROM 2.7" ABOVE SIDE PLATES TO 1.8" BELOW)	4 POSITION (1.5" INCREMENTS FROM 2.7" ABOVE SIDE PLATES TO 1.8" BELOW)	4 POSITION (1.5" INCREMENTS FROM 2.7" ABOVE SIDE PLATES TO 1.8" BELOW)	4 POSITION (1.5" INCREMENTS FROM 2.7" ABOVE SIDE PLATES TO 1.8" BELOW)	4 POSITION (1.5" INCREMENTS FROM 2.7" ABOVE SIDE PLATES TO 1.8" BELOW)
SHANK BEAM	2"x4" RECTANGLE TUBING 1/4" THICK	4" SQUARE TUBING 1/4" THICK	4" SQUARE TUBING 1/4" THICK	4" SQUARE TUBING 1/4" THICK	4" SQUARE TUBING 1/4" THICK	4" SQUARE TUBING 1/4" THICK
NUMBER OF SHANKS	4	5	6	6	6	7
SIDE PANELS	1/4" THICK	5/16" THICK	5/16" THICK	5/16" THICK	5/16" THICK	5/16" THICK



# LAND GRADERS

IDEAL's Land Grader is the perfect implement to maintain a gravel driveway or road, smooth over a horse arena or level a garden. With it's two forward-cutting blades, our Land Grader expertly turns, mixes and shifts gravel and dirt.



DESCRIPTION	LIGHT-DUTY 4.5' LAND GRADER	STANDARD-DUTY 5' LAND GRADER	STANDARD-DUTY 6' LAND GRADER	MEDIUM-DUTY 8' LAND GRADER
ITEM NUMBER	LG4.5LDID	LG5SDID	LG6SDID	LG8MDID
WORKING WIDTH	54"	60"	72"	96"
OVERALL WIDTH	58"	65"	76"	100"
OVERALL HEIGHT	33"	35"	35"	35"
OVERALL LENGTH	48"	48"	48"	54"
HEIGHT TO HITCH PINS	14"	16"	16"	16"
APPROX. WEIGHT	278 LBS.	430 LBS.	465 LBS.	582 LBS.
TRACTOR HORSEPOWER	18-30	25-50	35-50	40-90
SIDE PANEL LENGTH	44"	44"	44"	50"
SIDE PANEL HEIGHT	12"	14.5"	14.5"	14.5"
SIDE PANEL THICKNESS	.18" WITH FORMED EDGES	.25" WITH FORMED EDGES	.25" WITH FORMED EDGES	.25" WITH FORMED EDGES
ADJUSTABLE SKID SHOE THICKNESS	.25"	.375"	.375"	.375"
MAIN (FRONT) BEAM	2" X 4" X .25" TUBING	4" X 4" X .25" TUBING	4" X 4" X .25" TUBING	4" X 4" X .25" TUBING
NUMBER OF CUTTING EDGES	2	2	2	2
CUTTING EDGE FEATURES	REVERSIBLE AND REPLACEABLE, .375" X 6" HIGH CARBON HEAT-TREATED BLADES	REVERSIBLE AND REPLACEABLE, .375" X 6" HIGH CARBON HEAT-TREATED BLADES	REVERSIBLE AND REPLACEABLE, .375" X 6" HIGH CARBON HEAT-TREATED BLADES	REVERSIBLE AND REPLACEABLE, .375" X 6" HIGH CARBON HEAT-TREATED BLADES
CUTTING EDGE PLACEMENT	TWO PARALLEL GRADING BLADES POSITIONED AT A 10 DEGREE ANGLE	TWO PARALLEL GRADING BLADES POSITIONED AT A 10 DEGREE ANGLE	TWO PARALLEL GRADING BLADES POSITIONED AT A 10 DEGREE ANGLE	TWO PARALLEL GRADING BLADES POSITIONED AT A 10 DEGREE ANGLE
SKID SHOE ADJUSTMENT	INFINITELY ADJUSTABLE BLADE DEPTH FROM 0 TO -1.5" VIA SKID SHOES	INFINITELY ADJUSTABLE BLADE DEPTH FROM 0 TO -1.5" VIA SKID SHOES	INFINITELY ADJUSTABLE BLADE DEPTH FROM 0 TO -1.5" VIA SKID SHOES	INFINITELY ADJUSTABLE BLADE DEPTH FROM 0 TO -1.5" VIA SKID SHOES
HITCH STYLE	CLEVIS WITH PIN	CLEVIS WITH PIN	CLEVIS WITH PIN	CLEVIS WITH PIN
HITCH CATEGORY	CAT 1 LIMITED	CAT 1	CAT 1	CAT 1 & 2
QUICK HITCH COMPATIBLE	YES	YES	YES	YES CAT 1 & 2


# LANDSCAPE RAKES

A versatile and easy to use rake, the IDEAL Farm Equipment Landscape Rake makes raking, smoothing and contouring gravel or soil easy. The curved C-tines protect your field while moving items such as rocks easily. Order an optional wheel kit to set your depth and improve maneuverability.



# GRADER BLADES

A go-to for scraping dirt, snow, sand or gravel, IDEAL Farm Equipment's ultra-tough Grader Blade makes quick work of leveling and backfilling. The blades are easily adjustable so you can move material exactly where you need it to go.



	LIGHT/STANDARD-DUTY			MEDIUM-DUTY				NEW
DESCRIPTION	LIGHT-DUTY 4' LANDSCAPE RAKE	STANDARD-DUTY 5' LANDSCAPE RAKE	STANDARD-DUTY 6' LANDSCAPE RAKE	STANDARD-DUTY 7' LANDSCAPE RAKE	MEDIUM-DUTY 6' LANDSCAPE RAKE	MEDIUM-DUTY 7' LANDSCAPE RAKE	MEDIUM-DUTY 8' LANDSCAPE RAKE	
ITEM #	LR4LDID	LR5SDID	LR6SDID	LR7SDID	LR6MDID	LR7MDID	LR8MDID	
TRACTOR HORSEPOWER REQUIRED	15-32	19-40	19-45	25-45	20-60	25-65	30-65	
APPROX. WEIGHT	175 LBS.	195 LBS.	215 LBS.	238 LBS.	272 LBS.	287 LBS.	324 LBS.	
WIDTH	48"	60"	72"	84"	72"	84"	96"	
HEIGHT	11"	14.5"	14.5"	14.5"	14.5"	14.5"	14.5"	
HITCH	LIMITED CAT 1	CAT 1	CAT 1	CAT 1	CAT 1	CAT 1	CAT 1	
QUICK HITCH COMPATIBLE	YES	YES	YES	YES	YES	YES	YES	
NUMBER OF TEETH	24	30	36	42	36	42	48	
TEETH SPACING	1" GAP	1" GAP	1" GAP	1" GAP	1" GAP	1" GAP	1" GAP	
ANGLE AND POSITION	5 FWD / 5 REV UP TO 45 DEGREE RIGHT OR LEFT	5 FWD / 5 REV UP TO 45 DEGREE RIGHT OR LEFT	5 FWD / 5 REV UP TO 45 DEGREE RIGHT OR LEFT	5 FWD / 5 REV UP TO 45 DEGREE RIGHT OR LEFT	5 FWD / 5 REV UP TO 30 DEGREE RIGHT OR LEFT	5 FWD / 5 REV UP TO 30 DEGREE RIGHT OR LEFT	5 FWD / 5 REV UP TO 30 DEGREE RIGHT OR LEFT	



**OPTIONAL WHEEL KIT AVAILABLE**  
LRWKID

	LIGHT/STANDARD-DUTY			MEDIUM-DUTY				NEW
DESCRIPTION	LIGHT-DUTY 4' REAR GRADER BLADE	STANDARD-DUTY 5' REAR GRADER BLADE	STANDARD-DUTY 6' REAR GRADER BLADE	STANDARD-DUTY 7' REAR GRADER BLADE	MEDIUM-DUTY 6' REAR GRADER BLADE	MEDIUM-DUTY 7' REAR GRADER BLADE	MEDIUM-DUTY 8' REAR GRADER BLADE	
ITEM #	GB4LDID	GB5SDID	GB6SDID	GB7SDID	GB6MDID	GB7MDID	GB8MDID	
TRACTOR HORSEPOWER REQUIRED	15-32	20-45	20-45	25-45	20-50	25-65	30-65	
APPROX. WEIGHT	178 LBS.	197 LBS.	213 LBS.	232 LBS.	332 LBS.	348 LBS.	380 LBS.	
WORKING WIDTH	48"	60"	72"	84"	72"	84"	96"	
HEIGHT OF MOLD BOARD	12.5"	15"	15"	15"	15"	15"	15"	
MOLD BOARD THICKNESS	0.25"	0.25"	0.25"	0.25"	0.25"	0.25"	0.25"	
HITCH	LIMITED CAT 1	CAT 1	CAT 1	CAT 1	CAT 1	CAT 1	CAT 1	
QUICK HITCH COMPATIBLE	YES	YES	YES	YES	YES	YES	YES	
CUTTING EDGES	3/8" X 6" HIGH CARBON HEAT-TREATED BLADES (REPLACEABLE)	3/8" X 6" HIGH CARBON HEAT-TREATED BLADES (REPLACEABLE)	3/8" X 6" HIGH CARBON HEAT-TREATED BLADES (REPLACEABLE)	3/8" X 6" HIGH CARBON HEAT-TREATED BLADES (REPLACEABLE)	3/8" X 6" HIGH CARBON HEAT-TREATED BLADES (REPLACEABLE)	3/8" X 6" HIGH CARBON HEAT-TREATED BLADES (REPLACEABLE)	3/8" X 6" HIGH CARBON HEAT-TREATED BLADES (REPLACEABLE)	
ANGLING	5 FWD / 5 REV UP TO 45 DEGREE RIGHT OR LEFT	5 FWD / 5 REV UP TO 45 DEGREE RIGHT OR LEFT	5 FWD / 5 REV UP TO 45 DEGREE RIGHT OR LEFT	5 FWD / 5 REV UP TO 45 DEGREE RIGHT OR LEFT	5 FWD / 5 REV UP TO 30 DEGREE RIGHT OR LEFT + TILT & OFFSET	5 FWD / 5 REV UP TO 30 DEGREE RIGHT OR LEFT + TILT & OFFSET	5 FWD / 5 REV UP TO 30 DEGREE RIGHT OR LEFT + TILT & OFFSET	

# DISC HARROWS

The IDEAL Farm Equipment Disc Harrows are truly the IDEAL way to get your garden ready to grow. The harrow is quick and versatile. Its heavy-duty steel blades are precisely placed for perfect soil break-up, aerating it nicely prior to planting. This is the best way to prepare your soil for planting.



DESCRIPTION	LIGHT-DUTY 5' DISC HARROW	STANDARD-DUTY 6' DISC HARROW	MEDIUM-DUTY 7' DISC HARROW
ITEM #	DH5LDID	DH6SDID	DH7MDID
TRACTOR HORSEPOWER REQUIRED	18-32	22-40	30-55
IMPLEMENT TYPE	DISC HARROW	DISC HARROW	DISC HARROW
APPROX. WEIGHT	407 LBS.	553 LBS.	846 LBS.
LENGTH	53"	50"	53.5"
CULTIVATION WIDTH	62.5"	75"	85"
HEIGHT	32"	41"	41"
NUMBER OF DISC BLADES	16	20	20
DISC BLADE SPACING	7.5"	7.5"	7.5"
DISC BLADE TYPES	14"X3MM NOTCHED	10-18", 3MM NOTCHED/10-18", 3MM SMOOTH	10-18", 3MM NOTCHED / 10-18", 3MM SMOOTH
BEARING TYPE	REPLACEABLE SEALED, 2 PER GANG	REPLACEABLE SEALED, 2 PER GANG	REPLACEABLE SEALED, 2 PER GANG
GANG AXLE	2.5-15 DEGREE	2.5-15 DEGREE	2-22 DEGREE FRONT GANG, 11-22 DEGREE REAR GANG
HITCH	CAT 0 SPACING	CAT 1	CAT 1
QUICK HITCH COMPATIBLE	NO	YES	YES

# MOLDBOARD PLOWS

These IDEAL Farm Equipment Moldboard Plows flip and slice the soil, moving residue from past crops to create a nutrient-rich layer of topsoil for a new garden. This helps control insects and weeds as well. These heavy-duty turning plows feature replaceable 14-inch shins and plowshares.




DESCRIPTION	ONE BOTTOM STANDARD DUTY	TWO BOTTOM STANDARD DUTY
ITEM #	MP1SDID	MP2SDID
TRACTOR HORSEPOWER REQUIRED	25-50	25-50
IMPLEMENT TYPE	PLOW	PLOW
APPROX. WEIGHT	256 LBS.	479 LBS.
NUMBER OF MOLD BOARDS	1	2
MOLD BOARD/ TINE DIMENSIONS	14" (W) X 21" (L) X 16" (H)	14" (W) X 21" (L) X 16" (H)
HITCH	CAT 1	CAT 1
QUICK HITCH COMPATIBLE	NO	NO



# ROTARY TILLERS

IDEAL Farm Equipment's Rotary Tiller can take on the big jobs, and handle acres of dirt with no worries. This implement boasts thick-steel cutting tines that work hard to break up and mix hardened soil into soft, workable land. The tines can be adjusted to three depth levels, perfect for landscaping, gardening and nurseries.



DESCRIPTION	LIGHT-DUTY 4' ROTARY TILLER	STANDARD DUTY 5' ROTARY TILLER	STANDARD-DUTY 6' ROTARY TILLER	NEW	NEW
				STANDARD-DUTY 7' ROTARY TILLER	MEDIUM-DUTY 8' ROTARY TILLER
ITEM #	RT4LDID	RT5SDID	RT6SDID	RT7SDID	RT8MDID
TRACTOR HORSEPOWER REQUIRED	15-35	25-50	30-50	40-50	70-80
APPROX. WEIGHT	470 LBS.	638 LBS.	718 LBS.	800 LBS.	1,322 LBS.
WIDTH	51.5"	64"	76"	89"	
WORKING WIDTH	46.5"	58.75"	70.59"	82.43"	98.4"
MAX. WORKING DEPTH	7"	7"	7"	7"	7"
HITCH	LIMITED CAT 1	CAT 1	CAT 1	CAT 1 & 2	
QUICK HITCH COMPATIBLE	YES	YES	YES	YES	
DRIVELINE	540 RPM SLIP CLUTCH PROTECTION	540 RPM SLIP CLUTCH PROTECTION	540 RPM SLIP CLUTCH PROTECTION	540 RPM SLIP CLUTCH PROTECTION	MULTI (4 SPEED) WITH SLIP CLUTCH PROTECTION
ROTOR ROTATION	REVERSIBLE (FWD/ REV)	REVERSIBLE (FWD/ REV)	REVERSIBLE (FWD/ REV)	REVERSIBLE (FWD/ REV)	FWD ONLY
ROTOR SHAFT SPEED	211 RPM @ 540 RPM PTO	211 RPM @ 540 RPM PTO	211 RPM @ 540 RPM PTO	211 RPM @ 540 RPM PTO	
NUMBER OF FLANGES ON ROTOR	6	7	9	10	10
NUMBER OF TINES PER FLANGE	4	6	6	6	6
SKID SHOES	ADJUSTABLE (0.4", 1.4", 2.4")	ADJUSTABLE (0.4", 1.4", 2.4")	ADJUSTABLE (0.4", 1.4", 2.4")	ADJUSTABLE (0.4", 1.4", 2.4")	
TOP GEARBOX CONSTRUCTION	CAST IRON HOUSING, PRECISION FORGED STEEL GEARS	CAST IRON HOUSING, HARDENED STEEL GEARS	CAST IRON HOUSING, HARDENED STEEL GEARS	CAST IRON HOUSING, HARDENED STEEL GEARS	
SIDE GEARBOX CONSTRUCTION	FORMED STEEL HOUSING, HARDENED STEEL GEARS	FORMED STEEL HOUSING, HARDENED STEEL GEARS	FORMED STEEL HOUSING, HARDENED STEEL GEARS	FORMED STEEL HOUSING, HARDENED STEEL GEARS	
GEARBOX LUBRICATION	EP 80-90W GEAR OIL	EP 80-90W GEAR OIL	EP 80-90W GEAR OIL	EP 80-90W GEAR OIL	

# MIDDLE BUSTER & SUBSOILER

The IDEAL Farm Equipment Middle Buster is a great time- and labor-saving tool for both plowing and planting. It digs deep to help your garden grow. This buster includes a double-wing cutting blade to cut through even the hardest soil. The subsoiler digs more than a foot deep, so it can break up dense soil, get rid of standing water, and accelerate plant growth.



# FIELD CULTIVATORS

The IDEAL Farm Equipment Field Cultivators are the ultimate planting and weed-fighting tool. Its steel tines have both reversible and replaceable curved metal tips to break up clumped soil. The staggered rows of tines are adjustable. This is a great tool for small row crops such as tomatoes, peppers and corn, since it can easily tine the soil on both sides of the crop.



DESCRIPTION	MIDDLE BUSTER	SUBSOILER	MIDDLE BUSTER SUBSOILER COMBO
ITEM #	FC15DID	SSSDID	SSLDID
TRACTOR HORSEPOWER REQUIRED	25-45	22-45	17-25
APPROX. WEIGHT	70 LBS.	86 LBS.	35 LBS.
LENGTH	15"	16"	12"
WIDTH	32"	32.5"	27"
HEIGHT	33"	49"	31"
MOLD BOARD/ TINE DIMENSIONS	15"x11" DOUBLE-WING CUTTING BLADE	2.5625"x12" REVERSIBLE RECTANGLE POINT	12"x11" DOUBLE-WING CUTTING BLADE. CAN REPLACE WITH SUBSOILER POINT
HITCH	CAT 1	CAT 1 SPACING	CAT 0 SPACING (CAT 1 PINS INSTALLED)
QUICK HITCH COMPATIBLE	YES	YES	YES



DESCRIPTION	ONE-ROW STANDARD DUTY	THREE-BAR STANDARD DUTY
ITEM #	FC15DID	FC35DID
TRACTOR HORSEPOWER REQUIRED	19-45	25-45
APPROX. WEIGHT	139 LBS.	267 LBS.
LENGTH	37"	37.5"
WIDTH	50.5"	73.25"
HEIGHT	36"	39"
HITCH	CAT 1	CAT 1
QUICK HITCH COMPATIBLE	YES	YES

# BOOM POLES

Need help with your heavy lifting chores? Save your back with the strength of the IDEAL Farm Equipment Boom Pole. This quick and easy solution for loading items, pulling up fence posts and hauling logs, farm equipment and engines will soon become your new best friend.



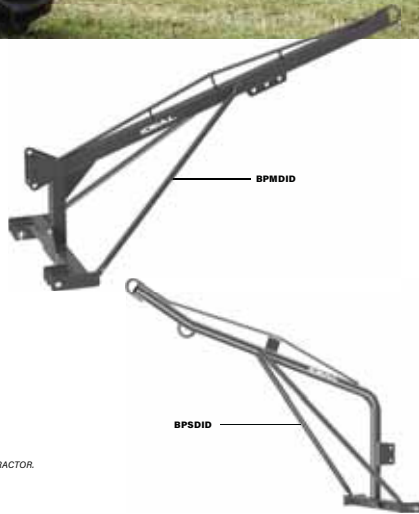
# CARRY ALL

Heavy feed bags, sod and equipment can be difficult to move. The IDEAL Farm Equipment Carry All excels at moving these objects and more. Pre-drilled holes mean you can easily attach a platform to load up large and unwieldy items.



DESCRIPTION	STANDARD-DUTY BOOM POLE	MEDIUM-DUTY BOOM POLE
ITEM #	BPSDID	BPMDDID
TRACTOR HORSEPOWER REQUIRED	20 MINIMUM	20 MINIMUM
APPROX. WEIGHT	86 LBS.	150 LBS.
LENGTH	85.5"	95"
WIDTH	32"	40"
HEIGHT	25.5"	24.5"
LIFT CAPACITY*	1000 LBS. (REAR LOOP)/ 500 LBS. (FRONT LOOP)	2000 LBS. (REAR POINTS)/ 1000 LBS. (FRONT LOOP)
HITCH	CAT 1	CAT 1 & 2
QUICK HITCH COMPATIBLE	NO	YES
FEATURES	MULTIPLE WELDED LIFTING LOOPS	HD CATEGORY 1 AND 2 HITCH PINS, MULTIPLE WELDED LIFTING POINTS

\*IMPLEMENT CAPACITY ONLY. DO NOT EXCEED LIFT CAPACITY OF TRACTOR.



DESCRIPTION	CARRY ALL STANDARD DUTY
ITEM #	CASDID
TRACTOR HORSEPOWER REQUIRED	20 MINIMUM
APPROX. WEIGHT	86 LBS.
LIFT CAPACITY	1,000 LBS.
LENGTH	36"
WIDTH	33"
HEIGHT	36"
HITCH	CAT 1
QUICK HITCH COMPATIBLE	YES

\*IMPLEMENT CAPACITY ONLY. DO NOT EXCEED LIFT CAPACITY OF TRACTOR.



# TRAILER MOVER

For easy hook-up and go, the IDEAL Farm Equipment Trailer Mover is all you need. It hauls wagons and trailers up to 3,000 pounds. With a 2-5/16" ball on top for gooseneck trailers and a two-inch receiver on the bottom, this is the perfect tool for all types of trailers.



# FERTILIZER SPREADERS

The IDEAL Fertilizer Spreader and Seeder is equipped with a seamless, 1-piece hopper that holds 850 lb. for the metal tub, or 500 lb. for the poly tub. The reversible lift arm pins accommodate different size tractors, and a PTO driven spin broadcast with super-treated spreading disc ensure an even and consistent spread.



DESCRIPTION	TRAILER MOVER STANDARD DUTY
ITEM #	TMSDID
LIFT CAPACITY	3,000 LBS.
APPROXIMATE WEIGHT	47 LBS.
HEIGHT	28"
WIDTH	33"
LENGTH	8.25"
HITCH	CAT 1
QUICK HITCH COMPATIBLE	YES
FEATURES	2-5/16" GOOSENECK BALL INCLUDED, 2" RECEIVER FOR STANDARD PULL TYPE TRAILER

*\*IMPLEMENT CAPACITY ONLY. DO NOT EXCEED LIFT CAPACITY OF TRACTOR.*



DESCRIPTION	STANDARD-DUTY FERTILIZER SPREADER & SEEDER	STANDARD-DUTY POLY TUB FERTILIZER SPREADER & SEEDER
ITEM #	FSID	PFSID
TRACTOR HORSEPOWER REQUIRED	24 MINIMUM	18 MINIMUM
EMPTY UNIT WEIGHT	135 LBS.	75 LBS.
TUB CAPACITY	850 LBS.	500 LBS.
TUB DIAMETER	40"	37"
HEIGHT	42"	36"
MAJOR CONSTRUCTION	STEEL TUBING FRAME, FORMED METAL TUB	STEEL TUBING FRAME, POLYMER MOLDED TUB
SPREADING RANGE	1685 LBS./13 ACRE	1686 LBS./13 ACRE
SPREADING MEDIA	FERTILIZER / SEED	FERTILIZER / SEED
SPREADING WIDTH	12'-60"	12'-60"
OPERATING SPEED	2.5-8 MPH	2.5-8 MPH
HITCH	CAT 1	CAT 1
QUICK HITCH COMPATIBLE	NO	NO
AGITATOR	OPTIONAL	OPTIONAL

# WIRE UNROLLER

Trouble on the fence line is not uncommon on a farm. Whether your herd took down a section of fence, or you need to extend a paddock into additional space, IDEAL Equipment's UTV Wire Unroller makes it easy. Our Wire Unroller holds various wire sizes, and is the quickest, most cost-effective way to quickly unroll that fence wire you are repairing or replacing.



DESCRIPTION	UTV WIRE UNROLLER 2" RECEIVER	UTV WIRE UNROLLER
ITEM #	UWUZID	UWUID
IMPLEMENT TYPE	WIRE UNROLLER	WIRE UNROLLER
APPROX. WEIGHT	26 LBS.	32 LBS.
LENGTH	23"	25"
HEIGHT	12"	12"
WIDTH	24"	24"
QUICK HITCH COMPATIBLE	NO	NO



# WIRE FENCE STRETCHER

IDEAL Farm Equipment's Wire Stretcher unrolls, stretches and holds wire fencing up to 62 inches tall. Even better – it only takes one person to set up and use this Wire Stretcher. And there's no need to worry about tangling!

DESCRIPTION	WIRE STRETCHER STANDARD DUTY
ITEM #	WSSDID
APPROX. WEIGHT	183 LBS.
LENGTH	45"
WIDTH	32"
HEIGHT	71"
HITCH	CAT 1
QUICK HITCH COMPATIBLE	NO
FRAME MATERIAL	3X1.375" STEEL CHANNEL
WIRE ROLL CAPACITY	62" TALL X 24" DIAMETER



# HAY FORKS

The Standard-Duty Hay Fork effortlessly lifts large round hay bales weighing up to 1,500 pounds\*, thanks to its heat-treated upper spear and welded stabilizer bars that offer additional support. Meanwhile, the Medium-Duty Hay Fork swiftly handles 2,000-pound loads\* with its heat-treated upper spear and lower welded stabilizer bars, ensuring a secure hold throughout the lifting and moving process.



# HAY SPEARS

IDEAL Equipment offers two front-attach hay spears for large hay bales. The Bucket Single Spear lifts a ton with a single bolt mounting, stabilizing up to 2,000\* pounds. The Front Single Spear handles 2,000-pound round bales with replaceable stabilizer bars and a heat-treated spear, designed for lasting use on farms and ranches.



DESCRIPTION	STANDARD-DUTY HAY FORK	MEDIUM-DUTY HAY FORK
ITEM #	HFISDID	HFIMDID
LIFT CAPACITY	1,500 LBS.	2,000 LBS.
APPROXIMATE WEIGHT	64 LBS.	98 LBS.
SPEAR OVERALL LENGTH	48.75"	48.75"
SPEAR DIAMETER	1.8" TAPERED	1.8" TAPERED
HITCH	CAT 1	CAT 1 AND 2
QUICK HITCH COMPATIBLE	YES	YES
NUMBER OF SPIKES	1 MAIN / 2 STABILIZER	1 MAIN / 2 STABILIZER
STABILIZER SPIKE	2 - 1.25" DIAMETER WELDED	2 - 1.25" DIAMETER WELDED

\*IMPLEMENT CAPACITY ONLY. DO NOT EXCEED LIFT CAPACITY OF TRACTOR.

DESCRIPTION	FRONT SINGLE SPEAR	BUCKET SINGLE SPEAR
ITEM #	HFFIID	HFBIID
ROUND BALE CAPACITY	2,000 LBS.	2,000 LBS.
APPROX. WEIGHT	167 LBS.	68 LBS.
SPEAR LENGTH	48.75"	48.75"
SPEAR DIAMETER	1.8" TAPERED	1.8" TAPERED
NUMBER OF SPIKES	1 MAIN / 2 STABILIZER	1 MAIN / 2 STABILIZER
STABILIZER SPIKE	2-1.25 DIAMETER REPLACEABLE	2-1.25 DIAMETER WELDED
ATTACHMENT	UNIVERSAL QUICK-ATTATCH	BOLTS TO BUCKET

\*IMPLEMENT CAPACITY ONLY. DO NOT EXCEED LIFT CAPACITY OF TRACTOR.

# PALLET FORK

Need to move firewood, fence posts, lumber, logs or heavy hay bales? IDEAL Equipment's Pallet Fork is a quick attach implement that works great on compatible tractors and skid steer loaders. Hook up to the front of your tractor and you've got lifting power like no other. It will also solve your heavy-lifting problems quickly, and doubles as a helper for clearing brush and debris on your farm.



DESCRIPTION	PALLET FORK, 3,000LB 42"
ITEM #	PF342ID
APPROX. WEIGHT	388 LBS.
LENGTH	48"
HEIGHT	34.5"
WIDTH	45.6"
LIFT CAPACITY	3,000 LBS.
FORK LENGTH	42"
FORK CROSS SECTION	1.25" X 4" ITA HEAT-TREATED
HITCH	UNIVERSAL QUICK-ATTACH

\*IMPLEMENT CAPACITY ONLY. DO NOT EXCEED LIFT CAPACITY OF TRACTOR.



# SNOW PUSHERS

IDEAL's Front Attach Snow Pusher clears out an area faster than a snow plow. This implement efficiently and evenly pushes snow straight ahead in any environment without missing a spot. There's no need to worry about damaging the pavement with the pusher's 8" replaceable and adjustable rubber cutting edge guards. The optional back drag kit allows you to get in tight spots and pull snow away. Compatible with front-end loaders, skid steers, and compact track loaders.



SHOWN WITH OPTIONAL BACK DRAG KIT



DESCRIPTION	SNOW PUSHER 6' STANDARD DUTY	SNOW PUSHER 7' STANDARD DUTY	SNOW PUSHER 8' STANDARD DUTY
ITEM #	SP6SDID	SP7SDID	SP8SDID
SKID STEER HORSEPOWER	30-60	35-80	40-80
TRACTOR HORSEPOWER	30-75	45-90	55-100
HITCH	UNIVERSAL QUICK-ATTACH	UNIVERSAL QUICK-ATTACH	UNIVERSAL QUICK-ATTACH
WEIGHT	448 LBS.	568 LBS.	605 LBS.
WORKING WIDTH	69"	79"	91"
MOLD BOARD HEIGHT	30"	37"	37"
MOLD BOARD THICKNESS	10 GAUGE ROLLED STEEL	10 GAUGE ROLLED STEEL	10 GAUGE ROLLED STEEL
SIDE PANELS	1/4" X 31" X 33" REINFORCED STEEL	1/4" X 38" X 39" REINFORCED STEEL	1/4" X 38" X 39" REINFORCED STEEL
WEAR EDGE	1.5" X 8" RUBBER (REPLACEABLE)	1.5" X 8" RUBBER (REPLACEABLE)	1.5" X 8" RUBBER (REPLACEABLE)
SKID SHOES	1/4" FORMED STEEL (REPLACEABLE)	3/8" GRADE 50 FORMED STEEL (REPLACEABLE)	3/8" GRADE 50 FORMED STEEL (REPLACEABLE)

DESCRIPTION	6' BACK DRAG KIT	7' BACK DRAG KIT	8' BACK DRAG KIT
ITEM #	SP6BDK	SP7BDK	SP8BDK
WEIGHT	145 LBS	230 LBS	267 LBS
HEIGHT	13.58"	13.625"	13.625"
LENGTH	17.47"	18.875"	18.875"
WIDTH	69.8"	80.25"	92.25"

# BUCKET RAKE

If you're looking to remove rocks or brush, this rake picks it out easily and perfectly. Use it with your loader, tractor, skid steer or anything that has a bucket to remove everything from roots and small trees to brush and rocks. This works like magic to prepare a garden, clear a field or work on driveways. Available in 52" or 68" size, and includes the steel cables and ratchet straps you'll need to attach it



# MANURE SPREADER

This is the perfect solution for small horse farm owners. IDEAL Equipment's UTV Manure Spreader is sturdy and dependable. With a 12 cubic foot capacity, this spreader attaches to any ATV, UTV or small tractor with ease. Simply flip the lever on the chain-driven agitator system when you're ready to spread. The steel frame and extruded aluminum drum are designed for longevity and reliability.



DESCRIPTION	52" BUCKET RAKE	68" BUCKET RAKE
ITEM #	BR52SDID	BR68SDID
APPROX. WEIGHT	83 LBS.	100 LBS.
LENGTH	52"	68"
HEIGHT	8"	8"
WIDTH	10"	10"
TOP TEETH	4" X 4.75"	4" X 4.75"
BOTTOM TEETH	1.25" X 2.5"	1.25" X 2.5"
CONSTRUCTION	1/2" GRADE 50 LASER CUT STEEL	1/2" GRADE 50 LASER CUT STEEL
HARDWARE	HEAVY-DUTY RATCHET STRAPS AND STEEL CABLES	HEAVY-DUTY RATCHET STRAPS AND STEEL CABLES
QUICK HITCH COMPATIBLE	NO	NO

DESCRIPTION	UTV MANURE SPREADER
ITEM #	UMS101D
APPROX. WEIGHT	207 LBS.
LENGTH	76"
WIDTH	49"
HEIGHT	28"
CAPACITY	12 CUBIC FEET, APPROX. 10 BUSHELS
HITCH	STANDARD 1/2" PIN
QUICK HITCH COMPATIBLE	NO
CONSTRUCTION	1-1/2" SQ. X 3/16" STEEL TUBULAR FRAME AND 1/8" STEEL HOPPER
TIRES	TRACTOR TREAD SOLID TIRES
AGITATOR	CHAIN DRIVEN STEEL AGITATOR
SPREADING DRUM	1PC. EXTRUDED ALUMINUM W/ SPREADING VANES

# DISC CULTIPACKER

This is your all-in-one soil implement combo for UTVs, ATVs and even small tractors. With IDEAL Equipment's UTV Disc/Cultipacker Combo, you'll have a garden ready to grow in no time. This implement has an eight-blade tillage disc and an adjustable cultipacker, giving you versatility and options as you prepare your soil and start seeding. The two-way ratchet gives you leeway to adjust height based on the weight of the load.



# UTV DISC HARROW

IDEAL Equipment's UTV Disc Harrow is one of the most useful garden implements you'll ever own. Perfect for tilling the soil for a garden, or to chop up unwanted weeds and old crops, this Disc Harrow attaches to UTVs, ATVs and small tractors with a simple 2" ball hookup. The 16" blades are adjustable and cut deep even in tough soil. You'll have four feet of cutting width, and can easily adjust the wheel height with a ratchet.



DESCRIPTION	UTV DISC/CULTIPACKER COMBO 5'
ITEM #	UDCSID
APPROXIMATE WEIGHT	711 LBS.
HEIGHT	34"
WIDTH	76"
WORKING WIDTH	48"
LENGTH	93"
HITCH	REQUIRES A 2" BALL FOR HOOKUP
QUICK HITCH COMPATIBLE	NO
DISC BLADES	ADJUSTABLE 16", 3.175 MM NOTCHED
NUMBER OF DISC BLADES	8
DISC BLADE SPACING	7.5"
DISC AXLE BEARING TYPE	REPLACEABLE SEALED, 2 PER GANG
NUMBER OF GANGS	2
GANG TUBE	2X2 SQUARE TUBING
GANG ANGLE	4 HOLE ADJUSTMENT (0, 7.5, 15, 22.5 DEGREES)
CULTI-PACKER WHEELS	22
CULTI-PACKER BEARINGS	2



DESCRIPTION	UTV DISC HARROW 5'
ITEM #	UDHSID
APPROX. WEIGHT	430 LBS.
LENGTH	61"
WIDTH	76"
HEIGHT	30"
WORKING WIDTH	48"
HITCH	REQUIRES A 2" BALL FOR HOOKUP
QUICK HITCH COMPATIBLE	NO
NUMBER OF DISC BLADES	8
DISC BLADES	ADJUSTABLE 16", 3.175 MM NOTCHED
DISC BLADE SPACING	7.5"
NUMBER OF GANGS	2
DISC AXLE BEARING TYPE	REPLACEABLE SEALED, 2 PER GANG
GANG TUBE	2X2 SQUARE TUBING
GANG ANGLE	4 HOLE ADJUSTMENT (0, 7.5, 15, 22.5 DEGREES)



# FLIP DISC

IDEAL Equipment's Flip Disc is an 8-blade tilling dream. It's easy to use with your UTV or small tractor. With 16-inch blades and a 20-degree cutting angle, it's one of the most efficient ways to prep your garden or small plot in very little time – plus digging deeper is simple, just weight the solid steel top bracket and go. You'll cover 55 inches with each pass. A simple hitch allows you to flip over for quick transport on the wheel side.



# FERTILIZER SPREADER

This lightweight, easy-to-pull spreader will send seed, feed, fertilizer and/or other free-flowing material up to 20 feet across your garden or field. You can load up to five bushels (300) pounds in the spreader, allowing you to cover nearly 65,000 square feet in one run. This implement's adjustable flow window and easy-to-read spreading chart ensures you're dispensing just the right amount of fertilizer.



DESCRIPTION	UTV FLIP DISC 5'
ITEM #	UFD5ID
APPROX. WEIGHT	231 LBS.
LENGTH	62"
WIDTH	54.02"
HEIGHT	29.5"
HITCH	CLEVIS PIN
QUICK HITCH COMPATIBLE	NO
WORKING WIDTH	54"
DISC BLADES	16", 3.175 MM NOTCHED
DISC BLADE SPACING	7"
DISC AXLE BEARING TYPE	REPLACEABLE SEALED, 2 PER GANG
NUMBER OF DISC BLADES	8
NUMBER OF GANGS	2
GANG AXLE	20 DEGREE
TIRES	4.10"-6"



DESCRIPTION	UTV FERTILIZER SPREADER
ITEM #	UFSID
APPROX. WEIGHT	166 LBS.
HOPPER WIDTH	35"
WIDTH (OUTSIDE WHEEL TO OUTSIDE WHEEL)	42.5"
LOADING HEIGHT	51"
BALL HITCH	2"
HITCH	REQUIRES A 2" BALL FOR HOOKUP
QUICK HITCH COMPATIBLE	NO
TIRES	16" X 6.50-8"





[idealfarmequipment.com](http://idealfarmequipment.com)

888.324.8226